




CARVER
by **COVERCRAFT**®

BOAT COVERS

BIMINI TOPS

ACCESSORIES



Protecting The Things That Move You®

www.CarverCovers.com | Vol. 22



PROTECTING THE THINGS THAT MOVE YOU®

At Carver, we don't strive to build the least expensive product. We strive to build a quality product at a very competitive price, backed by excellent customer service.

We don't skimp on the details. We won't sacrifice product quality to save money. It simply is not an option. We continue to use the best materials. We continue to provide only professional stitching and the best assembly methods to build products that will outperform and outlast others.

All covers are designed and engineered in Landrum, South Carolina and all of our production takes place in our state-of-the-art manufacturing facilities so we are able to ensure the quality and promptness of each and every product that carries the Carver by Covercraft name.

We are proud that each and every Carver employee shares our commitment to being the industry leader in boat covers and bimini tops.

Tie-Down Kit Now Included with Most Boat Covers!*

As a new feature for our customers, a tie-down kit is now included with applicable boat covers. Check your specific boat cover style for details. For boats over 20' in length, we recommend that an additional tie-down kit be purchased to properly secure your cover for trailering. These may be purchased separately and can be found on page 56 (#61000 - Boat Cover Tie-Down Kit - Package of 12).

*Kayak & Canoe Sock Covers do not contain a tie-down kit.



@CarverCovers



@CarverIndustries



Carver Covers



Carver by
Covercraft Industries, LLC

Phone: (888) 482-6837 • Email: CarverCovers@covercraft.com

INDEX

BOAT COVERS & BOAT COVER FABRICS	4 - 7
CUSTOM-FIT BOAT COVERS	8 - 9
STYLED-TO-FIT® / SPECIALTY BOAT COVERS	10 - 53
PERSONAL WATERCRAFT COVERS	54
FLEX-FIT™ PRO BOAT COVERS	55
BOAT COVER ACCESSORIES	56 - 64
T-SHADE™ T-TOP SHADE EXTENSIONS	65
CUSTOM OUTBOARD MOTOR COVERS	66 - 67
BIMINI TOPS & BIMINI TOP FABRICS	68 - 71
ROUND TUBE BIMINI TOPS	72 - 83
SQUARE TUBE BIMINI TOPS	84 - 93
CAMOUFLAGE BIMINI TOPS	94 - 97
UNIVERSAL TOWER BIMINI TOPS	98
BIMINI TOP ACCESSORIES	99 - 101
DEALER INFORMATION	102 - 105
WARRANTY INFORMATION	105





CARVER BOAT COVERS

We Make It Easy To Select The Right Cover For Your Boat.

Carver boat covers are available in four categories to give the boat owner a balance between perfect fit and perfect price, **Custom-Fit**, **Styled-To-Fit**[®], **Specialty** and **Flex-Fit**[™] **PRO**.

Each category of boat cover is available in a selection of carefully engineered fabrics to provide choices that are right for the boat owner and best for the boat.

Our online **Find Your Cover Tool** takes the guesswork out of choosing the right part number for the boat cover or bimini top. Over 40 years of developing patterns for a vast array of boat manufacturers and model years has enabled us to create the most comprehensive database of boat covers ranging from model year 1958 to present. We currently have hundreds of thousands of pattern applications in a variety of fabrics and colors to provide the most extensive selection available anywhere! Visit our website at www.CarverCovers.com for the most up-to-date database of covers and tops anywhere! And our fit is **guaranteed!**

Features:

- ▶ Great for travel*, mooring** and storage.
- ▶ No raw edges – join seams are folded four-ply.
- ▶ Double-stitch construction for added strength and durability.
- ▶ Weather resistant anti-wick thread used throughout construction.
- ▶ Double reinforced tie-down loops sewn into hem for the purpose of tying the cover down.
- ▶ State-of-the-art manufacturing in our three facilities in South Carolina.
- ▶ The best warranty in the business based on fabric selection.



*Trailerable in most cover styles. Some styles may be storage only. Trailerable boat covers must be properly installed and tied down.

**Not all cover applications are suitable for mooring use due to specific cover styles, swim platform locations, hem style and/or draw-rope exit locations etc. Please contact customer support at (888) 482-6837 for more details specific to your needs.

At Carver, we use only the highest grade marine fabrics and components available. Years of extensive testing and our never-ending quest for new technology make our fabric offerings the finest available anywhere.

Before making your final selection, please consider these important tips:

Carver offers only breathable fabrics for the well-being of your boat and its interior. Don't be fooled. Waterproof materials do not allow interior moisture to escape which promotes the growth of mold and mildew under the boat cover causing potential damage to your seating, flooring and instrumentation. Carver boat cover fabrics are treated with the latest technologies in water repellency in a range of Superior to Good, to keep your boat healthy and happy.

Our Premium 100% Solution-Dyed Marine Acrylic 9.25 oz fabric utilizes either Sunbrella® or Outdura®. Both fabric brands are considered to be industry leading solutions for the marine industry with competitive quality, performance and value. Both are highly UV and mildew resistant, providing excellent resistance to fading and rot, excellent (top of the line) sun blockage, breathability, and water repellency.

Additional warranty information can be found at www.CarverCovers.com in the Customer Care menu.

Superior Quality

We proudly manufacture our covers and tops with solution-dyed marine acrylic from these fine suppliers:



AVAILABLE IN:
 Custom Covers
 Styled-To-Fit® Covers
 Select Specialty Covers
 Styled-To-Fit®
 PWC Covers

- ▶ 100% Solution-Dyed Marine Acrylic, 9.25 oz.
- ▶ Highly UV and mildew resistant
- ▶ Superior resistance to fading and rot
- ▶ Extremely water repellent
- ▶ Superior sun blockage
- ▶ Breathable to help allow interior moisture to escape
- ▶ 10 Year Limited Warranty



We recommend light colors (*) to best deflect the sun, keeping the interior of your boat as cool as possible.

	Charcoal Color Code: -01		Aruba Color Code: -26
	Jet Black Color Code: -02		Capri Color Code: -25
	Persian Green Color Code: -03		Linen* Color Code: -12
	Pacific Blue Color Code: -04		Forest Green Color Code: -15
	Captain Navy Color Code: -05		Toast* Color Code: -16
	Jockey Red Color Code: -07		Aquamarine Color Code: -17
	Burgundy Color Code: -08		Silver* Color Code: -21
	Royal Blue Tweed Color Code: -09		Ocean Blue Color Code: -28
	Cadet Gray* Color Code: -10		Marine Blue Color Code: -30
	Mediterranean Blue Color Code: -18		Natural* Color Code: -40

Excellent Quality

Sun-DURA®

AVAILABLE IN:
 Custom Covers
 Styled-To-Fit® Covers
 Specialty Covers
 Styled-To-Fit®
 PWC Covers

Sun-DURA® is a registered trademark of Covercraft Industries, LLC.

- ▶ 100% Solution-Dyed Marine Polyester, 600 Denier x 600 Denier, 7.6 oz.
- ▶ Sun-DURA® colors are part of the polyester fiber itself so the color goes completely through the fiber instead of being just on the surface
- ▶ 100% Polyurethane Finish Coating
- ▶ Excellent UV and mildew resistance
- ▶ Excellent resistance to fading and rot
- ▶ Extremely water repellent
- ▶ Excellent sun blockage
- ▶ Excellent against cold-cracking
- ▶ Breathable to help allow interior moisture to escape
- ▶ 7 Year Limited Warranty

We recommend light colors (*) to best deflect the sun, keeping the interior of your boat as cool as possible.



	Storm Gray Color Code: -01		Mist Gray* Color Code: -11
	Black Color Code: -02		Green Color Code: -15
	Teal Color Code: -03		Khaki* Color Code: -22
	Pacific Blue Mist Color Code: -04		Yellow Color Code: -29
	Red Color Code: -07		Admiral Navy Color Code: -31
	Maroon Color Code: -08		White* Color Code: -40

Exceptional Value

Poly-Flex II

AVAILABLE IN:
 Select
 Styled-To-Fit® Covers
 Styled-To-Fit®
 PWC Covers
 Flex-Fit™ PRO Covers

- ▶ 100% Solution-Dyed Marine Polyester, 300 Denier x 300 Denier, 5.3 oz.
- ▶ Poly-Flex II colors are part of the polyester fiber itself so the color goes completely through the fiber instead of being just on the surface
- ▶ 100% Polyurethane Finish Coating
- ▶ Economically-priced
- ▶ Lightweight
- ▶ Good UV and mildew resistance
- ▶ Good resistance to tearing
- ▶ Good resistance to fading and rot
- ▶ Durable water repellency
- ▶ Good sun blockage
- ▶ Breathable to help allow interior moisture to escape
- ▶ 3 Year Limited Warranty

	Slate Gray* Color Code: -10
	Black Color Code: -02



WE KNOW QUALITY.

Excellent Quality

CAMOUFLAGE

AVAILABLE ONLY IN:

Select
Styled-To-Fit® Fishing
Boat Covers

- ▶ 100% Marine Polyester, 600 Denier x 600 Denier, 6.8 oz.
- ▶ Strong and durable
- ▶ Exceptional tear strength
- ▶ Excellent UV and mildew resistance
- ▶ Extremely water repellent
- ▶ Excellent resistance to fading and rot
- ▶ Excellent sun blockage
- ▶ Breathable to help allow interior moisture to escape
- ▶ Durable Water Repellency (DWR)
- ▶ 3 Year Limited Warranty



Break-Up Country
Color Code: -BUP

Shadow Grass
Blades
Color Code: -SG



Mossy Oak® is a trademark used under license from Haas Outdoors, Inc. by Covercraft Industries, LLC.
Official licensed product of Haas Outdoors, Inc., West Point, MS 39773.

Excellent Quality



Sunbrella® is a registered trademark of Glen Raven, Inc.

AVAILABLE ONLY IN:

Custom PWC Covers

- ▶ 100% Solution-Dyed Acrylic, 7 oz.
- ▶ Highly UV and mildew resistant
- ▶ Water repellent
- ▶ Excellent resistance to fading and rot
- ▶ Excellent sun blockage
- ▶ 6 Year Warranty



Pacific Blue
Color Code: -D1

Excellent Quality



AVAILABLE ONLY IN:

Custom PWC Covers

Ultra'tect® is a registered trademark of Covercraft Industries, LLC.

- ▶ Solution-dyed WeatherMAX® SL fabric, 5 oz.
- ▶ Durable outdoor protection
- ▶ High-performance fabric at a moderate price
- ▶ Easy to use, easy to clean
- ▶ Great water and UV resistance
- ▶ Good breathability
- ▶ Fade resistant
- ▶ Retains its color and strength in extended outdoor exposure
- ▶ 5 Year Warranty



Blue
Color Code: -UL



Tan
Color Code: -UT



Gray
Color Code: -UG



Black
Color Code: -UB

Learn more about Carver's fabric and color options at www.CarverCovers.com.



CUSTOM-FIT BOAT COVERS

For Boat Owners Who Are Serious About Protecting Their Investment.

Carver Custom-Fit boat covers are made to fit your specific year, make and model boat, providing the absolute best, "glove-like" fit. A custom-fit boat cover is excellent for travel*, mooring** and storage. The exceptionally conforming fit is most aerodynamic on the highway and padded reinforcements at key stress points provide extra durability for many years of trouble-free performance.

Features:

- ▶ Excellent for travel*, mooring** and storage.
- ▶ Heavy duty 1/4" draw rope encased in hem for easy installation and snug fit.
- ▶ Sewn-in pad* for use with optional boat cover support pole. *(when applicable)*
- ▶ Vinyl reinforcements* sewn in at stress points. *(when applicable)*
- ▶ Motor coverage is provided for outboard models.
- ▶ All custom-fit boat covers include a tie-down kit (12 straps).
Additional tie-down kits are sold separately (recommended for boats over 20').



See Boat Cover Accessories on pages 56-64 for important accessories to keep the cover performing its best.

Custom covers designed for T-Tops and Hard-Tops and Over-the-Tower are designed for storage/mooring** only.

*Trailerable in most cover styles. Some styles may be storage only. Trailerable boat covers must be properly installed and tied down.

**Not all cover applications are suitable for mooring use due to specific cover styles, swim platform locations, hem style and/or draw-rope exit locations etc. Please contact customer support at (888) 482-6837 for more details specific to your needs.

Custom-Fit T-Top & Hard Top Boat Covers Are Self Ventilating & Dual Entry.

Custom-Fit Under the T-Top Covers are made to fit your specific year, make and model boat, providing a snug and contoured fit. Each cover features dual zippered entry for easy access while covered, a 1/4" draw rope ratchet system encased in the hem and a reinforced strap buckle system to support the cover under the T-Top. This cover is self-venting, allowing the cover to breathe, reducing the risk of mold and mildew issues.



Features:

- ▶ Heavy duty 1/4" draw rope encased in hem for easy installation and snug fit.
- ▶ Reinforced strap and buckle system supports the cover under the T-Top or Hard Top.
- ▶ Marine-grade port and starboard side zippers provide accessibility to the boat while covered.
- ▶ Under-the-top design allows maximum ventilation reducing the risk of mold and mildew for reduced cleaning and maintenance.
- ▶ Provides outboard motor coverage.
- ▶ For boats with a full windshield, eight suction cups are also provided to create mounting points for the boat cover underneath the fiberglass T-Top.
- ▶ All custom-fit boat covers include a tie-down kit (12 straps).
- ▶ Cover is designed for use on a trailer (**for storage only**), boat lift or in dry stack with 1/4" heavy duty draw rope and ratchet system to keep the cover secure.



Storage Only

WARNING! Cancer and Reproductive Harm
www.P65Warnings.ca.gov

New! Custom-Fit Over-the-Tower Boat Covers

As an alternative to our custom-fit covers w/ tower cut-outs, each cover features a dual zippered entry for easy access to the boat while covered with a special protective strip behind the zipper to protect the boat, a 1/4" draw rope in them and two rope ratchets.



Features:

- ▶ Dual zippered entry on both the port and starboard side w/ protective strip behind the zipper to prevent the zipper from scratching the boat.
- ▶ Heavy duty 1/4" draw rope encased in hem for easy installation and snug fit.
- ▶ Two rope ratchets
- ▶ All custom-fit boat covers include a tie-down kit (12 straps).
- ▶ Will NOT cover the swim platform (unless otherwise noted).
- ▶ Designed for the tower bimini top to be left open with wakeboard racks folded in.



Storage Only

Note: Also suitable for mooring if access is available on both sides of the boat to properly secure the cover to the boat using either suction cup tie-downs or mooring bags (sold separately). The draw-rope will exit on both the port and starboard side.

Need Help Finding The Right Cover?

Search our online **Find Your Cover Tool** to find the part number for your custom-fit boat cover at CarverCovers.com.



NOTE: Screen printed cover options may be available for OEM and dealers. Please contact us for availability and options.



STYLED-TO-FIT® BOAT COVERS

Not Custom, But Highly Fitted

StyLED-To-Fit® & Specialty Boat Covers are our best selling, most popular category of covers — and for good reason. Value. Our StyLED-To-Fit® boat covers are designed to accommodate all popular hull styles and boat configurations. For example, a 21-foot V-Hull Runabout boat cover will fit a 21-foot V-Hull Runabout Sea Ray, Bayliner, Four Winns, Stingray, etc. The cover is not "custom" to the specific boat, but a highly fitted cover designed to accommodate the primary characteristics of the boat style.

StyLED-To-Fit® Features:

- ▶ Great for travel*, mooring** and storage.
- ▶ 1/4" strong & durable shock cord encased into hem for a snug fit.
- ▶ Outboard motor coverage is provided for outboard model boat covers. Please check boat cover style for type of motor coverage (attached, detached or covered over).
- ▶ Most boat covers include a tie-down kit. Check your specific boat cover style for details. Additional tie-down kits are sold separately (recommended for boats over 20').



Additional tie-down kits, mooring kits and support poles sold separately. See Boat Cover Accessories on pages 56-64 for important accessories to keep the cover performing its best.

*Trailerable in most cover styles. Some styles may be storage only. Trailerable boat covers must be properly installed and tied down.

**Not all cover applications are suitable for mooring use due to specific cover styles, swim platform locations, hem style and/or draw-rope exit locations etc. Please contact customer support at (888) 482-6837 for more details specific to your needs.



TIP: Don't see your size? Additional sizes may be available. Contact Customer Service for more information, 888-482-6837.



& SPECIALTY BOAT COVERS

Specialty Features:

- ▶ Each specialty cover is made with the same high quality components used in our Styled-To-Fit® boat covers, however Specialty Covers include additional design details/features that set them apart. Refer to the specific boat style for design and/or any applicable accessory details.
- ▶ On covers that are designed with hook and loop fastener tape, we use only 100% polyester tape. Where zippers are used, we use only 100% marine-grade zippers with a chain that won't corrode and large double-pull, auto locking tabs that are easy to operate and stay closed even in windy conditions.
- ▶ Some specialty covers are suitable for travel*, mooring** and storage, while other specialty covers may be suitable for storage only. Please refer to the specific boat style for details.
- ▶ Outboard motor coverage is provided for outboard model boat covers. Please check boat cover style for type of motor coverage.

See Boat Cover Accessories on pages 56-64 for important accessories to keep the cover performing its best.



*Trailerable boat covers must be properly installed and tied down.

**Not all cover applications are suitable for mooring use due to specific cover styles, swim platform locations, hem style and/or draw-rope exit locations etc. Please contact customer support at (888) 482-6837 for more details specific to your needs.



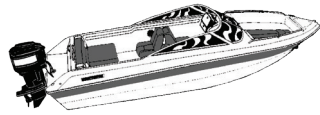
NOTE: Carver's Styled-To-Fit® & Specialty Boat Covers are available for many styles of boat. Use the selection charts on the following pages or search online via **Year/Make/Model** using our **Find Your Cover Tool** at **CarverCovers.com**.

Not Custom, But Highly Fitted

To find the Styled-To-Fit® or Specialty Boat Cover that best fits the boat, measure the centerline and beam of the boat. Then find the boat illustration and description that best matches the boat. Carver Styled-To-Fit® & Specialty Boat Covers are available in a variety of fabrics and a wide range of colors to suit your specific needs. See pages 5-7 for more about materials.

ST-F V-HULL RUNABOUT BOATS (INCLUDING EURO-STYLE) WITH WINDSHIELD AND HAND OR BOW RAILS, O/B

Cover Accommodates: Boats: 13'6" to 15'6" - Hand Rails: up to 4" / Boats: 16'6" to 19'6" - Bow Rails: up to 8" / Boats: 20'6" and up - Bow Rails: up to 12" / Accommodates windshield height up to 20"



CENTER-LINE	BEAM	O/B DESC.	POLY-FLEX II	SUN-DURA	SUNBRELLA / OUTDURA PREMIUM ACRYLIC
13'6"	74"	V-13 O/B	77013F	77013S	77013A
14'6"	74"	V-14 O/B	77014F	77014S	77014A
15'6"	86"	V-15 O/B	77015F	77015S	77015A
16'6"	86"	V-16 O/B	77016F	77016S	77016A
17'6"	90"	V-17 O/B	77017F	77017S	77017A
18'6"	96"	V-18 O/B	77018F	77018S	77018A
19'6"	96"	V-19 O/B	77019F	77019S	77019A
20'6"	102"	V-20 O/B	77020F	77020S	77020A
21'6"	102"	V-21 O/B	—	77021S	77021A
22'6"	102"	V-22 O/B	—	77022S	77022A
23'6"	102"	V-23 O/B	—	77023S	77023A
24'6"	102"	V-24 O/B	—	77024S	77024A
25'6"	102"	V-25 O/B	—	77025S	77025A
26'6"	102"	V-26 O/B	—	77026S	77026A



Tie-Down Kit Included



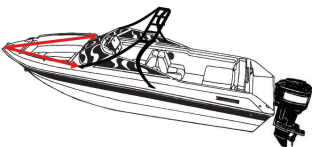
Attached motor cover

S V-HULL RUNABOUT BOATS WITH TOWER, O/B (SLOTTED FOR TOWER)

Cover comes standard with 1/4" heavy duty draw rope encased in hem. 112"L universal tower slots are fully lined with marine-grade hook and loop fastener for a snug and secure fit to keep the boat fully protected. Coverage not provided for extended swim platform.

Cover Accommodates: Boats: 18'6" to 19'6" - Bow Rails: up to 8" / Boats: 20'6" and up - Bow Rails: up to 10"

We're here to help! Please contact us if you have any questions regarding tower accommodation.



CENTER-LINE	BEAM	SLOT BEGINS	O/B DESC.	SUN-DURA	SUNBRELLA / OUTDURA PREMIUM ACRYLIC
18'6"	102"	74" from bow	VST-18 O/B	97018S	97018A
19'6"	102"	84" from bow	VST-19 O/B	97019S	97019A
20'6"	102"	84" from bow	VST-20 O/B	97020S	97020A
21'6"	102"	84" from bow	VST-21 O/B	97021S	97021A

Note: Best suited for boats with towers mounted on top of the gunwale. Not recommended for side mounted tower legs.



Tie-Down Kit Included



2 Rope Ratchets Included

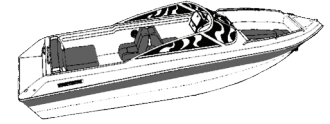


Attached motor cover

ST-F V-HULL RUNABOUT BOATS (INCLUDING EURO-STYLE) WITH WINDSHIELD AND HAND OR BOW RAILS, I/O

Cover Accommodates: Boats: 14'6" to 15'6" - Bow Rails: up to 4" / Boats: 16'6" to 19'6" - Bow Rails: up to 8" / Boats: 20'6" and up - Bow Rails: up to 12" / Accommodates windshield height up to 20"

CENTER-LINE	BEAM	I/O DESC.	POLY-FLEX II	SUN-DURA	SUNBRELLA / OUTDURA PREMIUM ACRYLIC
14'6"	74"	V-14 I/O	77114F	77114S	77114A
15'6"	86"	V-15 I/O	77115F	77115S	77115A
16'6"	86"	V-16 I/O	77116F	77116S	77116A
17'6"	90"	V-17 I/O	77117F	77117S	77117A
18'6"	96"	V-18 I/O	77118F	77118S	77118A
19'6"	96"	V-19 I/O	77119F	77119S	77119A
20'6"	102"	V-20 I/O	77120F	77120S	77120A
21'6"	102"	V-21 I/O	—	77121S	77121A
22'6"	102"	V-22 I/O	—	77122S	77122A
23'6"	102"	V-23 I/O	—	77123S	77123A
24'6"	102"	V-24 I/O	—	77124S	77124A
25'6"	102"	V-25 I/O	—	77125S	77125A
26'6"	102"	V-26 I/O	—	77126S	77126A
27'6"	102"	V-27 I/O	—	77127S	77127A
28'6"	102"	V-28 I/O	—	77128S	77128A
29'6"	102"	V-29 I/O	—	77129S	77129A



Tie-Down Kit Included

Note: If boat is equipped with tower, please see our Specialty Cover options on page 14.

ST-F V-HULL RUNABOUT BOATS (INCLUDING EURO-STYLE) WITH WALK-THRU TRANSOM, WINDSHIELD AND HAND OR BOW RAILS, I/O

Cover Accommodates: Boats: 18'6" and up - Hand/Bow Rails: up to 8" / Accommodates windshield height up to 20"

CENTER-LINE	BEAM	I/O DESC.	POLY-FLEX II	SUN-DURA	SUNBRELLA / OUTDURA PREMIUM ACRYLIC
18'6"	96"	VWT-18	78118F	78118S	78118A
19'6"	96"	VWT-19	78119F	78119S	78119A
20'6"	102"	VWT-20	78120F	78120S	78120A
21'6"	102"	VWT-21	—	78121S	78121A
22'6"	102"	VWT-22	—	78122S	78122A
23'6"	102"	VWT-23	—	78123S	78123A
24'6"	102"	VWT-24	—	78124S	78124A
25'6"	102"	VWT-25	—	78125S	78125A
26'6"	102"	VWT-26	—	78126S	78126A
27'6"	102"	VWT-27	—	78127S	78127A
28'6"	102"	VWT-28	—	78128S	78128A
29'6"	102"	VWT-29	—	78129S	78129A
30'6"	102"	VWT-30	—	78130S	78130A



Tie-Down Kit Included

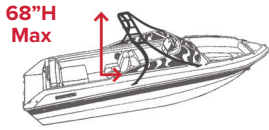
Note: If boat is equipped with tower, please see our Specialty Cover options on page 14.



NOTE: Additional tie-down kit is recommended for covers 20' and over. For important accessories such as additional tie-down kits, mooring kits and support poles, see pages 56-64.

V-HULL RUNABOUT BOATS / MODIFIED V-HULL BOATS - OVER-THE-TOWER COVER, I/O

Covers the entire boat including the tower. Fits boats with the tower mounted over the windshield with the top of the tower not to exceed 24" behind the wing of the windshield. Maximum tower height allowance from the gunwale: 68". For use on V-Hull Runabouts and V-Hull boats with a flared/modified nose.



68"H Max

NOT TO EXCEED 24" BEHIND THE WING OF THE WINDSHIELD



CENTER-LINE	BEAM	I/O DESC.	SUN-DURA	SUNBRELLA / OUTDURA PREMIUM ACRYLIC
18'6"	102"	VOTC-18	83118S	83118A
19'6"	102"	VOTC-19	83119S	83119A
20'6"	102"	VOTC-20	83120S	83120A
21'6"	102"	VOTC-21	83121S	83121A
22'6"	102"	VOTC-22	83122S	83122A
23'6"	102"	VOTC-23	83123S	83123A
24'6"	102"	VOTC-24	83124S	83124A



Tie-Down Kit Included



Storage Only

Note: Wakeboard racks must be folded in and bimini tops must be folded down.

V-HULL RUNABOUT BOATS WITH TOWER, I/O (SLOTTED FOR TOWER)

Cover comes standard with 1/4" heavy duty draw rope encased in hem. 112"L universal tower slots are fully lined with marine-grade hook and loop fastener for a snug and secure fit to keep the boat fully protected. Coverage not provided for extended swim platform.

Cover Accommodates: Boats: 18'6" to 19'6" - Bow Rails: up to 8" / Boats: 20'6" and up - Bow Rails: up to 10"

We're here to help! Please contact us if you have any questions regarding tower accommodation.



CENTER-LINE	BEAM	SLOT BEGINS	I/O DESC.	SUN-DURA	SUNBRELLA / OUTDURA PREMIUM ACRYLIC
18'6"	102"	74" from bow	VST-18 I/O	97118S	97118A
19'6"	102"	84" from bow	VST-19 I/O	97119S	97119A
20'6"	102"	84" from bow	VST-20 I/O	97120S	97120A
21'6"	102"	84" from bow	VST-21 I/O	97121S	97121A
22'6"	102"	84" from bow	VST-22 I/O	97122S	97122A
23'6"	102"	84" from bow	VST-23 I/O	97123S	97123A
24'6"	102"	84" from bow	VST-24 I/O	97124S	97124A
25'6"	102"	84" from bow	VST-25 I/O	97125S	97125A
26'6"	102"	85" from bow	VST-26 I/O	97126S	97126A



Tie-Down Kit Included



2 Rope Ratchets Included

Note: Best suited for boats with towers mounted on top of the gunwale. Not recommended for side mounted tower legs.



TIP: See www.CarverCovers.com for year/make/model searches for Specialty and Styled-To-Fit® Boat Covers.

Not Custom, But Highly Fitted



VOTC - V-Hull Runabout Boat, Over-the-Tower, I/O




VST - V-Hull Runabout Boat with Tower, I/O



V-HULL, LOW PROFILE CUDDY CABIN BOATS WITH WINDSHIELD AND BOW RAILS, I/O

Cover Accommodates: Boats: 17'6" to 20'6" - Bow Rails: up to 12" / Boats: 21'6" and up - Bow Rails: up to 24"



CENTER-LINE	BEAM	I/O DESC.	SUN-DURA	SUNBRELLA / OUTDURA PREMIUM ACRYLIC
17'6"	96"	LPC-17	77717S	77717A
18'6"	96"	LPC-18	77718S	77718A
19'6"	96"	LPC-19	77719S	77719A
20'6"	102"	LPC-20	77720S	77720A
21'6"	102"	LPC-21	77721S	77721A
22'6"	102"	LPC-22	77722S	77722A
23'6"	102"	LPC-23	77723S	77723A
24'6"	102"	LPC-24	77724S	77724A
25'6"	102"	LPC-25	77725S	77725A
26'6"	102"	LPC-26	77726S	77726A
27'6"	102"	LPC-27	77727S	77727A
28'6"	102"	LPC-28	77728S	77728A
29'6"	102"	LPC-29	77729S	77729A
30'6"	102"	LPC-30	77730S	77730A




Tie-Down Kit Included



HIGH PROFILE CABIN CRUISER BOATS WITH WINDSHIELD AND BOW RAILS, I/O

Cover Accommodates: Bow Rails: up to 24"



CENTER-LINE	BEAM	I/O DESC.	SUN-DURA	SUNBRELLA / OUTDURA PREMIUM ACRYLIC
20'6"	102"	HPC-20	76220S	76220A
21'6"	102"	HPC-21	76221S	76221A
22'6"	102"	HPC-22	76222S	76222A
23'6"	102"	HPC-23	76223S	76223A
24'6"	102"	HPC-24	76224S	76224A
25'6"	102"	HPC-25	76225S	76225A
26'6"	102"	HPC-26	76226S	76226A
27'6"	102"	HPC-27	76227S	76227A
28'6"	102"	HPC-28	76228S	76228A
29'6"	102"	HPC-29	76229S	76229A
30'6"	102"	HPC-30	76230S	76230A



Tie-Down Kit Included

Note: If boat is equipped with a bow pulpit, add length of the bow pulpit to the centerline of boat to determine the correct cover size.



TIP: See www.CarverCovers.com for year/make/model searches for Specialty and Styled-To-Fit® Boat Covers.



HIGH PROFILE CABIN CRUISER BOATS WITH RADAR ARCH, I/O

Cover Accommodates: Radar Arches + Standard Bimini Tops + Bow Rails: up to 30" high

Cover Accommodates: Distance between arch of 82" for 24'6" - 29'6" and 85" for 30'6" and up.

115" long slots are fully lined with marine-grade hook and loop fastener for a snug and secure fit to keep boat fully protected. Front cut-out accommodates anchor roller or davit. Each cover has two sewn-in snap pads for use with our boat cover support poles (Order No. 60000, sold separately). Each cover has a heavy duty draw rope encased in the hem and comes standard with two rope ratchets to tighten as desired.

CENTER-LINE	BEAM	SLOT BEGINS	I/O DESC.	SUN-DURA
24'6"	120"	139" from bow	HPCRA-24	86224S
25'6"	120"	145" from bow	HPCRA-25	86225S
26'6"	120"	151" from bow	HPCRA-26	86226S
27'6"	120"	161" from bow	HPCRA-27	86227S
28'6"	120"	174" from bow	HPCRA-28	86228S
29'6"	120"	184" from bow	HPCRA-29	86229S
30'6"	120"	191" from bow	HPCRA-30	86230S
31'6"	120"	197" from bow	HPCRA-31	86231S
32'6"	120"	203" from bow	HPCRA-32	86232S



Tie-Down Kit Included



Storage Only

Note: If boat has a swim platform, add the length of the swim platform to the centerline length to determine the correct cover size. The cover is not designed to fit a boat that has a bow pulpit.



HPCRA - High Profile Cabin Cruisers with Radar Arch, I/O

Questions? We're Here to Help!

Contact Carver Customer Service

888-482-6837 / CarverCovers@covercraft.com




NOTE: Additional tie-down kit is recommended for covers 20' and over.

For important accessories such as additional tie-down kits, mooring kits and support poles, see pages 56-64.

Not Custom, But Highly Fitted

STF PERFORMANCE STYLE BOATS, I/O



CENTER-LINE	BEAM	I/O DESC.	SUN-DURA	SUNBRELLA / OUTDURA PREMIUM ACRYLIC
19'6"	96"	PB-19	74319S	74319A
20'6"	102"	PB-20	74320S	74320A
21'6"	102"	PB-21	74321S	74321A
22'6"	102"	PB-22	74322S	74322A
23'6"	102"	PB-23	74323S	74323A
24'6"	102"	PB-24	74324S	74324A
25'6"	102"	PB-25	74325S	74325A
26'6"	102"	PB-26	74326S	74326A
27'6"	102"	PB-27	74327S	74327A
28'6"	102"	PB-28	74328S	74328A
29'6"	102"	PB-29	74329S	74329A
30'6"	102"	PB-30	74330S	74330A
31'6"	102"	PB-31	74331S	74331A
32'6"	102"	PB-32	74332S	74332A
33'6"	102"	PB-33	74333S	74333A
34'6"	102"	PB-34	74334S	74334A
35'6"	102"	PB-35	74335S	74335A
36'6"	102"	PB-36	74336S	74336A
37'6"	102"	PB-37	74337S	74337A
38'6"	102"	PB-38	74338S	74338A
39'6"	102"	PB-39	74339S	74339A
40'6"	102"	PB-40	74340S	74340A
41'6"	102"	PB-41	74341S	74341A
42'6"	102"	PB-42	74342S	74342A
43'6"	102"	PB-43	74343S	74343A



Tie-Down Kit Included

Note: Additional tie-down kit is recommended for covers 20' and over.

STF DAY CRUISER BOATS, I/O

Cover Accommodates: Bow Rails: up to 10"



CENTER-LINE	BEAM	I/O DESC.	SUN-DURA	SUNBRELLA / OUTDURA PREMIUM ACRYLIC
19'6"	96"	DC-19	74419S	74419A
20'6"	96"	DC-20	74420S	74420A
21'6"	96"	DC-21	74421S	74421A
22'6"	96"	DC-22	74422S	74422A
23'6"	96"	DC-23	74423S	74423A
24'6"	96"	DC-24	74424S	74424A
25'6"	96"	DC-25	74425S	74425A
26'6"	96"	DC-26	74426S	74426A



Tie-Down Kit Included

Note: Additional sizes are available. Additional tie-down kit is recommended for covers 20' and over.

Not Custom, But Highly Fitted

STF SKI BOATS WITH LOW PROFILE WINDSHIELD, O/B

CENTER-LINE	BEAM	O/B DESC.	POLY-FLEX II	SUN-DURA	SUNBRELLA / OUTDURA PREMIUM ACRYLIC
15'6"	86"	LPS-15 O/B	74015F	74015S	74015A
16'6"	86"	LPS-16 O/B	74016F	74016S	74016A
17'6"	86"	LPS-17 O/B	74017F	74017S	74017A
18'6"	88"	LPS-18 O/B	74018F	74018S	74018A
19'6"	94"	LPS-19 O/B	74019F	74019S	74019A
20'6"	96"	LPS-20 O/B	74020F	74020S	74020A
21'6"	96"	LPS-21 O/B	—	74021S	74021A
22'6"	96"	LPS-22 O/B	—	74022S	74022A
23'6"	96"	LPS-23 O/B	—	74023S	74023A
24'6"	96"	LPS-24 O/B	—	74024S	74024A



- Tie-Down Kit Included
- Attached motor cover

STF SKI BOATS WITH LOW PROFILE WINDSHIELD, I/O

CENTER-LINE	BEAM	I/O DESC.	POLY-FLEX II	SUN-DURA	SUNBRELLA / OUTDURA PREMIUM ACRYLIC
16'6"	86"	LPS-16 I/O	74116F	74116S	74116A
17'6"	86"	LPS-17 I/O	74117F	74117S	74117A
18'6"	88"	LPS-18 I/O	74118F	74118S	74118A
19'6"	94"	LPS-19 I/O	74119F	74119S	74119A
20'6"	96"	LPS-20 I/O	74120F	74120S	74120A
21'6"	96"	LPS-21 I/O	—	74121S	74121A
22'6"	96"	LPS-22 I/O	—	74122S	74122A
23'6"	96"	LPS-23 I/O	—	74123S	74123A
24'6"	96"	LPS-24 I/O	—	74124S	74124A
25'6"	96"	LPS-25 I/O	—	74125S	74125A
26'6"	96"	LPS-26 I/O	—	74126S	74126A




- Tie-Down Kit Included

STF JET BOATS, I/O

Cover Accommodates: Side Console only.

CENTER-LINE	BEAM	I/O DESC.	POLY-FLEX II	SUN-DURA	SUNBRELLA / OUTDURA PREMIUM ACRYLIC
13'6"	85"	JB-13	74313F	74313S	74313A
14'6"	85"	JB-14	74314F	74314S	74314A
15'6"	85"	JB-15	74315F	74315S	74315A
16'6"	85"	JB-16	74316F	74316S	74316A
17'6"	92"	JB-17	74317F	74317S	74317A
18'6"	92"	JB-18	74318F	74318S	74318A



- Tie-Down Kit Included

Note: Will not fit dual consoles.

Not Custom, But Highly Fitted

ST-F TOURNAMENT SKI BOATS, INBOARD

Narrow Series: NTS / Standard Series: TS

Cover Accommodates: Ski Pylon: up to 6" high / Windshield height up to 20" / Coverage not provided for swim platform.



CENTER-LINE	BEAM	I/B DESC.	SUN-DURA	SUNBRELLA / OUTDURA PREMIUM ACRYLIC
16'6"	76"	NTS-16	74097NS	74097NA
16'6"	84"	TS-16	74097S	74097A
17'6"	84"	TS-17	74098S	74098A
18'6"	84"	TS-18	74099S	74099A
19'6"	86"	TS-19	74100S	74100A
20'6"	90"	TS-20	74101S	74101A
21'6"	96"	TS-21	74102S	74102A
22'6"	96"	TS-22	74103S	74103A
23'6"	96"	TS-23	74104S	74104A

Tie-Down Kit Included

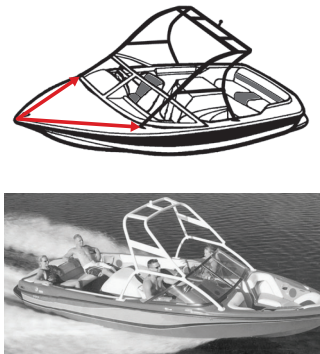
Note: Optional universal swim platform covers and stern skirts are available, see page 63-64.

S TOURNAMENT SKI BOATS WITH TOWER, INBOARD (SLOTTED FOR TOWER)

Narrow Series: NTST / Standard Series: TST

Cover comes standard with 1/4" heavy duty draw rope encased in hem. 112"L universal tower slots are fully lined with marine-grade hook and loop fastener for a snug and secure fit to keep the boat fully protected. Coverage not provided for extended swim platform. **NOTE:** Best suited for boats with towers mounted on top of the gunwale. Not recommended for side mounted tower legs.

We're here to help! Please contact us if you have any questions regarding tower accommodation.



CENTER-LINE	BEAM	SLOT BEGINS	I/B DESC.	SUN-DURA	SUNBRELLA / OUTDURA PREMIUM ACRYLIC
18'6"	90"	68" from bow	NTST-18	74518NS	74518NA
19'6"	90"	68" from bow	NTST-19	74519NS	74519NA
20'6"	92"	68" from bow	NTST-20	74520NS	74520NA
21'6"	92"	68" from bow	NTST-21	74521NS	74521NA
19'6"	102"	68" from bow	TST-19	74519S	74519A
20'6"	102"	68" from bow	TST-20	74520S	74520A
21'6"	102"	68" from bow	TST-21	74521S	74521A
22'6"	102"	76" from bow	TST-22	74522S	74522A
23'6"	102"	76" from bow	TST-23	74523S	74523A
24'6"	102"	76" from bow	TST-24	74524S	74524A
25'6"	102"	76" from bow	TST-25	74525S	74525A

Tie-Down Kit Included

2 Rope Ratchets Included

Note: Best suited for boats with towers mounted on top of the gunwale. Not recommended for side mounted tower legs.

Note: Optional universal swim platform covers and stern skirts are available, see pages 63-64.



NOTE: Additional tie-down kit is recommended for covers 20' and over.

For important accessories such as additional tie-down kits, mooring kits and support poles, see pages 56-64.

TOURNAMENT SKI BOATS WITH TOWER AND SWIM PLATFORM - OVER-THE-TOWER COVER, INBOARD

Covers the entire boat including the tower and swim platform. Fits boats with the tower mounted over the windshield with the top of the tower not to exceed 24" behind the wing of the windshield.

Cover Accommodates: Max. Tower Height: 68" from top of gunwale / Swim Platform: up to 30" deep

CENTER-LINE	BEAM	I/B DESC.	SUN-DURA	SUNBRELLA / OUTDURA PREMIUM ACRYLIC
18'6"	102"	OTC-18	81118S	81118A
19'6"	102"	OTC-19	81119S	81119A
20'6"	102"	OTC-20	81120S	81120A
21'6"	102"	OTC-21	81121S	81121A
22'6"	102"	OTC-22	81122S	81122A
23'6"	102"	OTC-23	81123S	81123A
24'6"	102"	OTC-24	81124S	81124A



NOT TO EXCEED 24" BEHIND THE WING OF THE WINDSHIELD



Tie-Down Kit Included



Storage Only

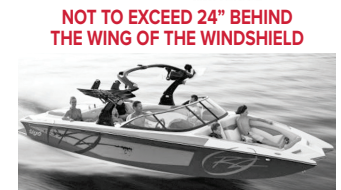
Note: Wakeboard racks must be folded in and bimini tops must be folded down.

TOURNAMENT SKI BOATS WITH WIDE OR PICKLE FORK BOW WITH TOWER AND SWIM PLATFORM - OVER-THE-TOWER COVER, INBOARD

Covers the entire boat including the tower and swim platform. Fits boats with the tower mounted over the windshield with the top of the tower not to exceed 24" behind the wing of the windshield.

Cover Accommodates: Max. Tower Height: 68" from top of gunwale / Swim Platform: up to 30" deep

CENTER-LINE	BEAM	I/B DESC.	SUN-DURA	SUNBRELLA / OUTDURA PREMIUM ACRYLIC
19'6"	102"	WOTC-19	82119S	82119A
20'6"	102"	WOTC-20	82120S	82120A
21'6"	102"	WOTC-21	82121S	82121A
22'6"	102"	WOTC-22	82122S	82122A
23'6"	102"	WOTC-23	82123S	82123A
24'6"	102"	WOTC-24	82124S	82124A
25'6"	102"	WOTC-25	82125S	82125A



NOT TO EXCEED 24" BEHIND THE WING OF THE WINDSHIELD



Tie-Down Kit Included



Storage Only

Note: Wakeboard racks must be folded in and bimini tops must be folded down.



TST - Tournament Ski Boat with Tower, I/O (Left) / OTC - Tournament Ski Boat with Tower, Over-the-Tower, I/O (Right)

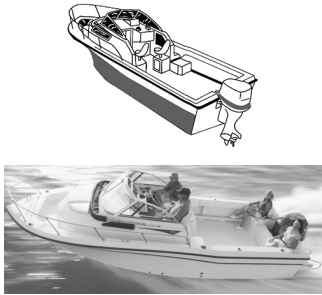


NOTE: More Sizes May Be Available at www.CarverCovers.com.

Not Custom, But Highly Fitted

ST-F WALK AROUND CUDDY CABIN BOATS, O/B

Cover Accommodates: Bow Rails: up to 28"



CENTER-LINE	BEAM	O/B DESC.	SUN-DURA	SUNBRELLA / OUTDURA PREMIUM ACRYLIC
17'6"	94"	WAC-17 O/B	73017S	73017A
18'6"	102"	WAC-18 O/B	73018S	73018A
19'6"	102"	WAC-19 O/B	73019S	73019A
20'6"	102"	WAC-20 O/B	73020S	73020A
21'6"	102"	WAC-21 O/B	73021S	73021A
22'6"	102"	WAC-22 O/B	73022S	73022A
23'6"	102"	WAC-23 O/B	73023S	73023A
24'6"	102"	WAC-24 O/B	73024S	73024A
25'6"	102"	WAC-25 O/B	73025S	73025A
26'6"	102"	WAC-26 O/B	73026S	73026A
27'6"	102"	WAC-27 O/B	73027S	73027A
28'6"	102"	WAC-28 O/B	73028S	73028A



Tie-Down Kit Included

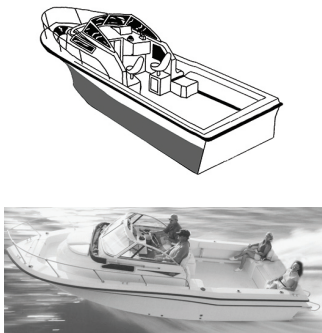


Attached motor cover

Note: If boat is equipped with a bow pulpit, add length of the bow pulpit to the centerline of boat to determine the correct cover size.

ST-F WALK AROUND CUDDY CABIN BOATS, I/O

Cover Accommodates: Bow Rails: up to 28"



CENTER-LINE	BEAM	I/O DESC.	SUN-DURA	SUNBRELLA / OUTDURA PREMIUM ACRYLIC
18'6"	102"	WAC-18 I/O	73118S	73118A
19'6"	102"	WAC-19 I/O	73119S	73119A
20'6"	102"	WAC-20 I/O	73120S	73120A
21'6"	102"	WAC-21 I/O	73121S	73121A
22'6"	102"	WAC-22 I/O	73122S	73122A
23'6"	102"	WAC-23 I/O	73123S	73123A
24'6"	102"	WAC-24 I/O	73124S	73124A
25'6"	102"	WAC-25 I/O	73125S	73125A
26'6"	102"	WAC-26 I/O	73126S	73126A
27'6"	102"	WAC-27 I/O	73127S	73127A
28'6"	102"	WAC-28 I/O	73128S	73128A



Tie-Down Kit Included

Note: If boat is equipped with a bow pulpit, add length of the bow pulpit to the centerline of boat to determine the correct cover size.



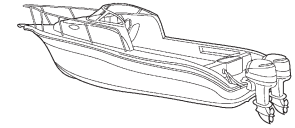
NOTE: Additional tie-down kit is recommended for covers 20' and over.

For important accessories such as additional tie-down kits, mooring kits and support poles, see pages 56-64.

ST-F WALK AROUND CUDDY CABIN BOATS WITH TWIN ENGINES, O/B

Cover Accommodates: Bow Rails: up to 28"

CENTER-LINE	BEAM	O/B DESC.	SUN-DURA
20'6"	102"	WACTE-20	73020TES
21'6"	102"	WACTE-21	73021TES
22'6"	102"	WACTE-22	73022TES
23'6"	102"	WACTE-23	73023TES
24'6"	102"	WACTE-24	73024TES
25'6"	102"	WACTE-25	73025TES
26'6"	102"	WACTE-26	73026TES
27'6"	102"	WACTE-27	73027TES
28'6"	102"	WACTE-8	73028TES



Tie-Down Kit Included



Attached motor cover

Note: If boat is equipped with a bow pulpit, add length of the bow pulpit to the centerline of boat to determine the correct cover size.

S WALK AROUND CUDDY CABIN BOATS WITH HARD T-TOP, O/B

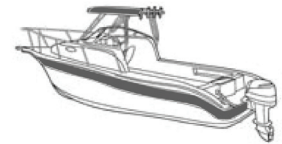
Cover Accommodates: VHF antennas, outrigger mounts, GPS and rod holders / Single engine with bow rails up to 24" / Up to 12" H round radar dome

Boats 18'6" – 27'6" Accommodate: Hard Top / T-Top of 82" H x 84" W x 8' L

Boats 28'6" and Up Accommodate: Hard Top / T-Top of 99" H x 84" W x 8' L
Height is measured from the boat deck.

Dual zippered entry on port and starboard side. Heavy duty 1/4" draw rope encased in hem. Include bow pulpit and engine bracket in centerline measurement. For dual engines, order next larger size. Cover comes standard with self adhesive boat cover reinforcement kit, one heavy duty boat cover tie-down kit, one rope ratchet and two support poles.

CENTER-LINE	BEAM	O/B DESC.	SUN-DURA
18'6"	102"	DEHT-18	90018S
19'6"	102"	DEHT-19	90019S
20'6"	102"	DEHT-20	90020S
21'6"	102"	DEHT-21	90021S
22'6"	102"	DEHT-22	90022S
23'6"	102"	DEHT-23	90023S
24'6"	102"	DEHT-24	90024S
25'6"	108"	DEHT-25	90025S
26'6"	108"	DEHT-26	90026S
27'6"	108"	DEHT-27	90027S
28'6"	120"	DEHT-28	90028S
29'6"	120"	DEHT-29	90029S
30'6"	120"	DEHT-30	90030S
31'6"	120"	DEHT-31	90031S
32'6"	120"	DEHT-32	90032S
33'6"	120"	DEHT-33	90033S
34'6"	120"	DEHT-34	90034S
35'6"	120"	DEHT-35	90035S
36'6"	120"	DEHT-36	90036S



Tie-Down Kit Included



Outboard Motor Covered Over



1 Rope Ratchet Included



Storage Only

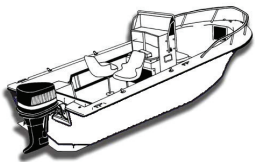
Not Custom, But Highly Fitted

ST-F V-HULL CENTER CONSOLE FISHING BOATS WITH HIGH BOW RAILS, O/B

Narrow Series: NCCF / Standard Series: CCF

Narrow Series (NCCF) Cover Accommodates: Console Height up to 50" from deck, Bow Rails up to 6"

Standard Series (CCF) Cover Accommodates: Console Height up to 54" from deck, Boats 16'6" to 17'6" - up to 16" Bow Rails / Boats 18'6" and up - up to 18" Bow Rails



CENTER-LINE	BEAM	O/B DESC.	SUN-DURA	SUNBRELLA / OUTDURA PREMIUM ACRYLIC
14'6"	85"	NCCF-14	70214S	70214A
15'6"	85"	NCCF-15	70215S	70215A
16'6"	85"	NCCF-16	70216S	70216A
17'6"	85"	NCCF-17	70217S	70217A
18'6"	85"	NCCF-18	70218S	70218A
19'6"	85"	NCCF-19	70219S	70219A
16'6"	90"	CCF-16	70016S	70016A
17'6"	92"	CCF-17	70017S	70017A
18'6"	96"	CCF-18	70018S	70018A
19'6"	96"	CCF-19	70019S	70019A
20'6"	102"	CCF-20	70020S	70020A
21'6"	102"	CCF-21	70021S	70021A
22'6"	102"	CCF-22	70022S	70022A
23'6"	102"	CCF-23	70023S	70023A
24'6"	102"	CCF-24	70024S	70024A
25'6"	102"	CCF-25	70025S	70025A
26'6"	102"	CCF-26	70026S	70026A
27'6"	102"	CCF-27	70027S	70027A
28'6"	102"	CCF-28	70028S	70028A

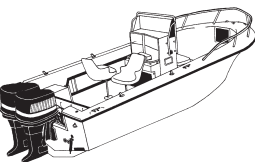
Tie-Down Kit Included

Attached motor cover

Note: If boat is equipped with a bow pulpit, add length of the bow pulpit to the centerline of boat to determine the correct cover size.

ST-F V-HULL CENTER CONSOLE FISHING BOATS WITH HIGH BOW RAILS AND TWIN ENGINES, O/B

Cover Accommodates: Console Height up to 50" from deck / Bow Rails up to 18"



CENTER-LINE	BEAM	O/B DESC.	SUN-DURA	SUNBRELLA / OUTDURA PREMIUM ACRYLIC
20'6"	102"	CCFTE-20	70020TES	70020TEA
21'6"	102"	CCFTE-21	70021TES	70021TEA
22'6"	102"	CCFTE-22	70022TES	70022TEA
23'6"	102"	CCFTE-23	70023TES	70023TEA
24'6"	102"	CCFTE-24	70024TES	70024TEA
25'6"	102"	CCFTE-25	70025TES	70025TEA
26'6"	102"	CCFTE-26	70026TES	70026TEA
27'6"	102"	CCFTE-27	70027TES	70027TEA
28'6"	102"	CCFTE-28	70028TES	70028TEA

Tie-Down Kit Included

Attached motor cover

Note: If boat is equipped with a bow pulpit, add length of the bow pulpit to the centerline of boat to determine the correct cover size.

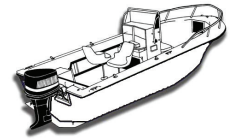
TIP: To complete the part number, add a dash and the appropriate color code from our Boat Cover Fabrics on pages 5-7.
Example: 70028S-02 for a 28'6" / 102" Sun-DURA cover in Black



ROUNDED BOW WHALER-STYLE CENTER CONSOLE FISHING BOATS WITH HIGH BOW RAILS, O/B

Cover Accommodates: Console Height up to 50" from deck / Bow Rails up to 18"

CENTER-LINE	BEAM	O/B DESC.	SUN-DURA	SUNBRELLA / OUTDURA PREMIUM ACRYLIC
18'6"	96"	WCCF-18	79918S	79918A
19'6"	96"	WCCF-19	79919S	79919A
20'6"	102"	WCCF-20	79920S	79920A
21'6"	102"	WCCF-21	79921S	79921A
22'6"	102"	WCCF-22	79922S	79922A
23'6"	102"	WCCF-23	79923S	79923A



Tie-Down Kit Included



Attached motor cover



V-HULL CENTER CONSOLE FISHING BOATS WITH HARD OR SOFT T-TOP, O/B

Cover Accommodates: VHF antennas, outrigger mounts, GPS and rod holders / Single engine with bow rails up to 24" / Up to 12" H round radar dome

Boats 18'6" – 27'6" Accommodate: Hard Top / T-Top of 82" H x 84" W x 8' L

Boats 28'6" and Up Accommodate: Hard Top / T-Top of 99" H x 84" W x 8' L

Height is measured from the boat deck.

Dual zippered entry on port and starboard side. Heavy duty 1/4" draw rope encased in hem. Include bow pulpit and engine bracket in centerline measurement. For dual engines, order next larger size. Cover comes standard with self adhesive boat cover reinforcement kit, one heavy duty boat cover tie-down kit, one rope ratchet and two support poles.

CENTER-LINE	BEAM	O/B DESC.	SUN-DURA
18'6"	102"	DEHT-18	90018S
19'6"	102"	DEHT-19	90019S
20'6"	102"	DEHT-20	90020S
21'6"	102"	DEHT-21	90021S
22'6"	102"	DEHT-22	90022S
23'6"	102"	DEHT-23	90023S
24'6"	102"	DEHT-24	90024S
25'6"	108"	DEHT-25	90025S
26'6"	108"	DEHT-26	90026S
27'6"	108"	DEHT-27	90027S
28'6"	120"	DEHT-28	90028S
29'6"	120"	DEHT-29	90029S
30'6"	120"	DEHT-30	90030S
31'6"	120"	DEHT-31	90031S
32'6"	120"	DEHT-32	90032S
33'6"	120"	DEHT-33	90033S
34'6"	120"	DEHT-34	90034S
35'6"	120"	DEHT-35	90035S
36'6"	120"	DEHT-36	90036S



Tie-Down Kit Included



Outboard Motor Covered Over



1 Rope Ratchet Included



Storage Only

Not Custom, But Highly Fitted


STF V-HULL BAY STYLE CENTER CONSOLE SHALLOW DRAFT FISHING BOATS, O/B

Narrow Series: NSKIFF / **Standard Series:** SKIFF

Narrow Series Covers (NSKIFF) Accommodate: Console Height up to 55" from deck

Standard Series Covers (SKIFF) Accommodate: Console Height up to 60" from deck

Coverage is provided for bow mounted trolling motors.



CENTER-LINE	BEAM	O/B DESC.	POLY-FLEX II	CAMO	SUN-DURA	SUNBRELLA / OUTDURA PREMIUM ACRYLIC
18'6"	92"	NSKIFF-18	71218NF	71218NC	71218NS	71218NA
19'6"	92"	NSKIFF-19	71219NF	71219NC	71219NS	71219NA
20'6"	92"	NSKIFF-20	71220NF	71220NC	71220NS	71220NA
21'6"	92"	NSKIFF-21	—	71221NC	71221NS	71221NA
22'6"	92"	NSKIFF-22	—	71222NC	71222NS	71222NA
23'6"	92"	NSKIFF-23	—	71223NC	71223NS	71223NA
24'6"	92"	NSKIFF-24	—	71224NC	71224NS	71224NA
25'6"	92"	NSKIFF-25	—	71225NC	71225NS	71225NA
26'6"	92"	NSKIFF-26	—	71226NC	71226NS	71226NA
15'6"	90"	SKIFF-15	71215F	71215C	71215S	71215A
16'6"	90"	SKIFF-16	71216F	71216C	71216S	71216A
17'6"	90"	SKIFF-17	71217F	71217C	71217S	71217A
18'6"	102"	SKIFF-18	71218F	71218C	71218S	71218A
19'6"	102"	SKIFF-19	71219F	71219C	71219S	71219A
20'6"	102"	SKIFF-20	71220F	71220C	71220S	71220A
21'6"	102"	SKIFF-21	—	71221C	71221S	71221A
22'6"	102"	SKIFF-22	—	71222C	71222S	71222A
23'6"	102"	SKIFF-23	—	71223C	71223S	71223A
24'6"	102"	SKIFF-24	—	71224C	71224S	71224A
25'6"	102"	SKIFF-25	—	71225C	71225S	71225A
26'6"	102"	SKIFF-26	—	71226C	71226S	71226A

✓ Tie-Down Kit Included

✓ Attached motor cover



SKIFF - V-Hull Center Console Shallow Draft Fishing Boat, O/B



NOTE: Additional tie-down kit is recommended for covers 20' and over. For important accessories such as additional tie-down kits, mooring kits and support poles, see pages 56-64.



V-HULL BAY STYLE CENTER CONSOLE SHALLOW DRAFT FISHING BOATS W/ HARD OR SOFT T-TOP, O/B

Cover Accommodates: VHF antennas, outrigger mounts, GPS and rod holders / Single engine with bow rails up to 24" / Up to 12" H round radar dome

Boats 18'6" – 26'6" Accommodate: Hard Top / T-Top of 82" H x 84" W x 8' L

Boats 27'6" and Up Accommodate: Hard Top / T-Top of 99" H x 84" W x 8' L

Height is measured from the boat deck.

Dual zippered entry. Heavy duty 1/4" draw rope encased in hem. Include bow pulpit and engine bracket in centerline measurement. For dual engines, order next larger size. Cover comes standard with self adhesive boat cover reinforcement kit, one heavy duty boat cover tie-down kit, one rope ratchet and two support poles.

CENTER-LINE	BEAM	O/B DESC.	SUN-DURA
18'6"	102"	DEHTBB-18	90018SW
19'6"	102"	DEHTBB-19	90019SW
20'6"	102"	DEHTBB-20	90020SW
21'6"	102"	DEHTBB-21	90021SW
22'6"	102"	DEHTBB-22	90022SW
23'6"	102"	DEHTBB-23	90023SW
24'6"	102"	DEHTBB-24	90024SW
25'6"	108"	DEHTBB-25	90025SW
26'6"	108"	DEHTBB-26	90026SW
27'6"	120"	DEHTBB-27	90027SW
28'6"	120"	DEHTBB-28	90028SW
29'6"	120"	DEHTBB-29	90029SW
30'6"	120"	DEHTBB-30	90030SW
31'6"	120"	DEHTBB-31	90031SW
32'6"	120"	DEHTBB-32	90032SW
33'6"	120"	DEHTBB-33	90033SW
34'6"	120"	DEHTBB-34	90034SW



Tie-Down Kit Included



Outboard Motor Covered Over



1 Rope Ratchet Included



Storage Only



DEHTBB - Bay Style V-Hull Boat with T-Top, O/B



TIP: See www.CarverCovers.com for year/make/model searches for Specialty and Styled-To-Fit® Boat Covers.

Not Custom, But Highly Fitted



V-HULL BAY STYLE CENTER CONSOLE SHALLOW DRAFT FISHING BOATS WITH POLING PLATFORM, O/B

Extra Narrow Series: ENSKIFFWPP / **Narrow Series:** NSKIFFWPP / **Standard Series:** SKIFFWPP

Extra Narrow Series Covers (ENSKIFFWPP) Accommodate: Console Height up to 25" from deck

Narrow Series Covers (NSKIFFWPP) Accommodate: Console Height up to 30" from deck

Standard Series Covers (SKIFFWPP) Accommodate: Console Height up to 37" from deck

Coverage is provided for bow mounted trolling motors and aft poling platform up to 45" high x 41" wide x 39" deep.



CENTER-LINE	BEAM	O/B DESC.	CAMO	SUN-DURA	SUNBRELLA / OUTDURA PREMIUM ACRYLIC
16'6"	70"	ENSKIFFWPP-16	71316ENC	71316ENS	71316ENA
18'6"	70"	ENSKIFFWPP-18	71318ENC	71318ENS	71318ENA
15'6"	85"	NSKIFFWPP-15	71315NC	71315NS	71315NA
16'6"	85"	NSKIFFWPP-16	71316NC	71316NS	71316NA
17'6"	85"	NSKIFFWPP-17	71317NC	71317NS	71317NA
18'6"	85"	NSKIFFWPP-18	71318NC	71318NS	71318NA
19'6"	85"	NSKIFFWPP-19	71319NC	71319NS	71319NA
20'6"	85"	NSKIFFWPP-20	71320NC	71320NS	71320NA
21'6"	85"	NSKIFFWPP-21	71321NC	71321NS	71321NA
22'6"	85"	NSKIFFWPP-22	71322NC	71322NS	71322NA
16'6"	96"	SKIFFWPP-16	71316C	71316S	71316A
17'6"	96"	SKIFFWPP-17	71317C	71317S	71317A
18'6"	96"	SKIFFWPP-18	71318C	71318S	71318A
19'6"	96"	SKIFFWPP-19	71319C	71319S	71319A
20'6"	96"	SKIFFWPP-20	71320C	71320S	71320A
21'6"	96"	SKIFFWPP-21	71321C	71321S	71321A
22'6"	96"	SKIFFWPP-22	71322C	71322S	71322A



Tie-Down Kit Included



Outboard Motor Covered Over

Note: If motor extends past the poling platform, add length to the centerline of boat to determine the correct cover size.



SKIFFWPP - V-Hull Center Console Shallow Draft Fishing Boat with Poling Platform, O/B (Left)

DEHTRB - Rounded Bow Bay Style Center Console Boat with T-Top, O/B (Right)



TIP: To complete the part number, add a dash and the appropriate color code from our Boat Cover Fabrics on pages 5-7.

Example: 71322S-15 for a 22'6" / 96" Sun-DURA® cover in Green

ST-F ROUNDED BOW BAY STYLE CENTER CONSOLE SHALLOW DRAFT FISHING BOATS, O/B

Narrow Series: NCCB / **Standard Series:** CCB

Cover Accommodates: Console Height up to 56" / Bow Rails up to 8"

CENTER-LINE	BEAM	O/B DESC.	POLY-FLEX II	CAMO	SUN-DURA	SUNBRELLA / OUTDURA PREMIUM ACRYLIC
13'6"	67"	NCCB-13	71013NF	71013NC	71013NS	71013NA
14'6"	67"	NCCB-14	71014NF	71014NC	71014NS	71014NA
15'6"	67"	NCCB-15	71015NF	71015NC	71015NS	71015NA
16'6"	67"	NCCB-16	71016NF	71016NC	71016NS	71016NA
17'6"	77"	NCCB-17	71017NF	71017NC	71017NS	71017NA
18'6"	77"	NCCB-18	71018NF	71018NC	71018NS	71018NA
19'6"	77"	NCCB-19	71019NF	71019NC	71019NS	71019NA
14'6"	80"	CCB-14	71014F	71014C	71014S	71014A
15'6"	80"	CCB-15	71015F	71015C	71015S	71015A
16'6"	90"	CCB-16	71016F	71016C	71016S	71016A
17'6"	90"	CCB-17	71017F	71017C	71017S	71017A
18'6"	94"	CCB-18	71018F	71018C	71018S	71018A
19'6"	96"	CCB-19	71019F	71019C	71019S	71019A
20'6"	96"	CCB-20	71020F	71020C	71020S	71020A
21'6"	96"	CCB-21	—	71021C	71021S	71021A
22'6"	96"	CCB-22	—	71022C	71022S	71022A
23'6"	96"	CCB-23	—	71023C	71023S	71023A
24'6"	96"	CCB-24	—	71024C	71024S	71024A
25'6"	96"	CCB-25	—	71025C	71025S	71025A



Tie-Down Kit Included

Attached motor cover

Note: Additional sizes are available.

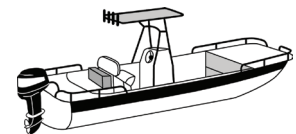
S ROUNDED BOW BAY STYLE CENTER CONSOLE SHALLOW DRAFT FISHING BOATS W/ HARD OR SOFT T-TOP, O/B

Cover Accommodates: VHF antennas, outrigger mounts, GPS and rod holders / Single engine / With bow rails up to 26" / Up to 12" H round radar dome

Boats 18'6" – 27'6" Accommodate: Hard Top / T-Top of 82" H x 84" W x 8' L. Height is measured from the boat deck.

Dual zippered entry. Heavy duty 1/4" draw rope encased in hem. Include bow pulpit and engine bracket in centerline measurement. For dual engines, order next larger size. Cover comes standard with self adhesive boat cover reinforcement kit, one heavy duty boat cover tie-down kit, one rope ratchet and two support poles.

CENTER-LINE	BEAM	O/B DESC.	SUN-DURA
18'6"	102"	DEHTRB-18	90018SR
19'6"	102"	DEHTRB-19	90019SR
20'6"	102"	DEHTRB-20	90020SR
21'6"	102"	DEHTRB-21	90021SR
22'6"	102"	DEHTRB-22	90022SR
23'6"	102"	DEHTRB-23	90023SR
24'6"	102"	DEHTRB-24	90024SR
25'6"	102"	DEHTRB-25	90025SR
26'6"	108"	DEHTRB-26	90026SR
27'6"	108"	DEHTRB-27	90027SR



Tie-Down Kit Included

Outboard Motor Covered Over

1 Rope Ratchet Included

Storage Only

Not Custom, But Highly Fitted

ST-F CENTER CONSOLE BLUNT NOSE/ROUNDED BOW BAY STYLE FISHING BOATS WITH SHALLOW DRAFT HULL AND POLING PLATFORM, O/B

Cover Accommodates: Console Height up to 37" from deck

Coverage is provided for bow mounted trolling motors and aft poling platform up to 45" high x 41" wide x 39" deep.



CENTER-LINE	BEAM	O/B DESC.	SUN-DURA	SUNBRELLA / OUTDURA PREMIUM ACRYLIC
15'6"	80"	NBLNTWPP-15	81615NS	81615NA
16'6"	80"	NBLNTWPP-16	81616NS	81616NA
17'6"	85"	NBLNTWPP-17	81617NS	81617NA
18'6"	85"	NBLNTWPP-18	81618NS	81618NA
19'6"	85"	NBLNTWPP-19	81619NS	81619NA
20'6"	85"	NBLNTWPP-20	81620NS	81620NA
21'6"	85"	NBLNTWPP-21	81621NS	81621NA



Tie-Down Kit Included



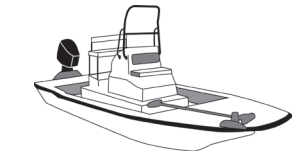
Outboard Motor Covered Over

Note: If motor extends past the poling platform, add length to the centerline of boat to determine the correct cover size.

S FLATS BOATS WITH BLUNT NOSE AND HIGH CONSOLE/GRAB RAIL, O/B

Cover Accommodates: Boats with combined console and rail height of 100" from the deck of the boat.

Coverage is provided for bow mounted trolling motors, not to exceed 6" overhang.



CENTER-LINE	BEAM	O/B DESC.	SUN-DURA	SUNBRELLA / OUTDURA PREMIUM ACRYLIC
19'6"	102"	FBHR-19	71719S	71719A
20'6"	102"	FBHR-20	71720S	71720A
21'6"	102"	FBHR-21	71721S	71721A
22'6"	102"	FBHR-22	71722S	71722A
23'6"	102"	FBHR-23	71723S	71723A
24'6"	102"	FBHR-24	71724S	71724A



Tie-Down Kit Included



Attached motor cover



Storage Only

Note: Will accommodate up to 250 HP motor. Will fit a raised motor not to exceed 8".

S FLATS BOATS WITH BLUNT NOSE AND LOW CONSOLE/GRAB RAIL, O/B

Cover Accommodates: Boats with combined console and rail height of 56" from the deck of the boat.

Coverage is provided for bow mounted trolling motors, not to exceed 6" overhang.



CENTER-LINE	BEAM	O/B DESC.	SUN-DURA	SUNBRELLA / OUTDURA PREMIUM ACRYLIC
19'6"	102"	FBLR-19	71819S	71819A
20'6"	102"	FBLR-20	71820S	71820A
21'6"	102"	FBLR-21	71821S	71821A
22'6"	102"	FBLR-22	71822S	71822A
23'6"	102"	FBLR-23	71823S	71823A
24'6"	102"	FBLR-24	71824S	71824A



Tie-Down Kit Included



Attached motor cover



Storage Only

Note: Will accommodate up to 250 HP motor. Will fit a raised motor not to exceed 8".

ST-F FISH & SKI STYLE BOATS WITH WALK THRU WINDSHIELD, O/B

Coverage is provided for bow mounted trolling motor and depth finder.

CENTER-LINE	BEAM	O/B DESC.	POLY-FLEX II	SUN-DURA	SUNBRELLA / OUTDURA PREMIUM ACRYLIC
15'6"	86"	FS-15	77315F	77315S	77315A
16'6"	86"	FS-16	77316F	77316S	77316A
17'6"	90"	FS-17	77317F	77317S	77317A
18'6"	92"	FS-18	77318F	77318S	77318A
19'6"	94"	FS-19	77319F	77319S	77319A
20'6"	96"	FS-20	77320F	77320S	77320A
21'6"	96"	FS-21	—	77321S	77321A
22'6"	96"	FS-22	—	77322S	77322A
23'6"	96"	FS-23	—	77323S	77323A




- Tie-Down Kit Included
- Attached motor cover

ST-F TRI-HULL RUNABOUT BOATS WITH WINDSHIELD AND HAND OR BOW RAILS, O/B

Cover Accommodates Hand/Bow Rails: Boats 14'6" to 15'6" - up to 4" Rails / Boats 16'6" and up - up to 10" Rails

CENTER-LINE	BEAM	O/B DESC.	POLY-FLEX II	SUN-DURA	SUNBRELLA / OUTDURA PREMIUM ACRYLIC
14'6"	75"	TRI-14 O/B	72014F	72014S	72014A
15'6"	80"	TRI-15 O/B	72015F	72015S	72015A
16'6"	80"	TRI-16 O/B	72016F	72016S	72016A
17'6"	84"	TRI-17 O/B	72017F	72017S	72017A
18'6"	90"	TRI-18 O/B	72018F	72018S	72018A
19'6"	92"	TRI-19 O/B	72019F	72019S	72019A
20'6"	96"	TRI-20 O/B	72020F	72020S	72020A

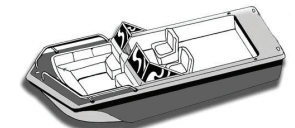


- Tie-Down Kit Included
- Attached motor cover

ST-F TRI-HULL RUNABOUT BOATS WITH WINDSHIELD AND HAND OR BOW RAILS, I/O

Cover Accommodates Hand/Bow Rails: Boats 15'6" - up to 4" Rails / Boats 16'6" and up - up to 10" Rails

CENTER-LINE	BEAM	I/O DESC.	POLY-FLEX II	SUN-DURA	SUNBRELLA / OUTDURA PREMIUM ACRYLIC
15'6"	80"	TRI-15 I/O	72115F	72115S	72115A
16'6"	80"	TRI-16 I/O	72116F	72116S	72116A
17'6"	84"	TRI-17 I/O	72117F	72117S	72117A
18'6"	90"	TRI-18 I/O	72118F	72118S	72118A
19'6"	92"	TRI-19 I/O	72119F	72119S	72119A
20'6"	96"	TRI-20 I/O	72120F	72120S	72120A
21'6"	96"	TRI-21 I/O	—	72121S	72121A



- Tie-Down Kit Included



NOTE: Additional tie-down kit is recommended for covers 20' and over.
For important accessories such as additional tie-down kits, mooring kits and support poles, see pages 56-64.

Not Custom, But Highly Fitted

ST-F WIDE BASS BOATS, O/B

Cover Accommodates: Windscreen up to 12"

Coverage is provided for trolling motor, depth finders, and pedestal seats (with seats on pedestals and backs of seats folded).



CENTER-LINE	BEAM	O/B DESC.	POLY-FLEX II	CAMO	SUN-DURA	SUNBRELLA / OUTDURA PREMIUM ACRYLIC
14'6"	80"	WB-14	77214F	77214C	77214S	77214A
15'6"	80"	WB-15	77215F	77215C	77215S	77215A
16'6"	84"	WB-16	77216F	77216C	77216S	77216A
17'6"	90"	WB-17	77217F	77217C	77217S	77217A
18'6"	96"	WB-18	77218F	77218C	77218S	77218A
19'6"	96"	WB-19	77219F	77219C	77219S	77219A
20'6"	96"	WB-20	77220F	77220C	77220S	77220A
21'6"	96"	WB-21	—	77221C	77221S	77221A
22'6"	96"	WB-22	—	77222C	77222S	77222A
23'6"	96"	WB-23	—	77223C	77223S	77223A



Tie-Down Kit Included



Attached motor cover

Note: If boat is equipped with a jack plate, add length of jack plate to the centerline of boat to determine the correct cover size.

ST-F ANGLED TRANSM BASS BOATS, O/B

Coverage is provided for trolling motor, depth finders, and pedestal seats (with seats on pedestals and backs of seats folded). Fits a transom width of 3'.



CENTER-LINE	BEAM	O/B DESC.	POLY-FLEX II	SUN-DURA	SUNBRELLA / OUTDURA PREMIUM ACRYLIC
15'6"	91"	ATB-15	77915F	77915S	77915A
16'6"	91"	ATB-16	77916F	77916S	77916A
17'6"	91"	ATB-17	77917F	77917S	77917A
18'6"	96"	ATB-18	77918F	77918S	77918A
19'6"	96"	ATB-19	77919F	77919S	77919A
20'6"	96"	ATB-20	77920F	77920S	77920A
21'6"	96"	ATB-21	—	77921S	77921A
22'6"	96"	ATB-22	—	77922S	77922A
23'6"	96"	ATB-23	—	77923S	77923A



Tie-Down Kit Included



Attached motor cover

Note: If boat is equipped with a jack plate, add length of jack plate to the centerline of boat to determine the correct cover size.



JON - Jon Style Bass Boat, O/B

STF JON STYLE BASS BOATS, O/B

Standard Series: JON / Extra Wide Series: JON-XW

Cover Accommodates: Single Console

Coverage is provided for trolling motor, depth finders, and pedestal seats (with seats on pedestals and backs of seats folded).

CENTER-LINE	BEAM	O/B DESC.	POLY-FLEX II	CAMO	SUN-DURA	SUNBRELLA / OUTDURA PREMIUM ACRYLIC
13'6"	68"	JON-13	77813F	77813C	77813S	77813A
14'6"	68"	JON-14	77814F	77814C	77814S	77814A
15'6"	70"	JON-15	77815F	77815C	77815S	77815A
16'6"	72"	JON-16	77816F	77816C	77816S	77816A
17'6"	74"	JON-17	77817F	77817C	77817S	77817A
18'6"	84"	JON-18	77818F	77818C	77818S	77818A
19'6"	84"	JON-19	77819F	77819C	77819S	77819A
20'6"	84"	JON-20	77820F	77820C	77820S	77820A
16'6"	84"	JON-16XW	77816EF	77816EC	77816ES	77816EA
17'6"	84"	JON-17XW	77817EF	77817EC	77817ES	77817EA
18'6"	94"	JON-18XW	77818EF	77818EC	77818ES	77818EA
19'6"	94"	JON-19XW	77819EF	77819EC	77819ES	77819EA
20'6"	94"	JON-20XW	77820EF	77820EC	77820ES	77820EA
21'6"	94"	JON-21XW	—	77821EC	77821ES	77821EA
22'6"	94"	JON-22XW	—	77822EC	77822ES	77822EA



Tie-Down Kit Included



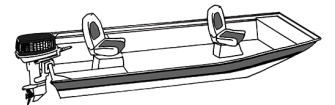
Attached motor cover

Note: If boat is equipped with a jack plate, add length of jack plate to the centerline of boat to determine the correct cover size.

STF OPEN JON BOATS, O/B

Standard Series: OJ / Extra Wide Series: OJ-XW

CENTER-LINE	BEAM	O/B DESC.	POLY-FLEX II	CAMO	SUN-DURA	SUNBRELLA / OUTDURA PREMIUM ACRYLIC
10'6"	58"	OJ-10	74198F	74198C	74198S	74198A
11'6"	58"	OJ-11	74199F	74199C	74199S	74199A
12'6"	58"	OJ-12	74200F	74200C	74200S	74200A
13'6"	58"	OJ-13	74207F	74207C	74207S	74207A
14'6"	60"	OJ-14	74201F	74201C	74201S	74201A
15'6"	60"	OJ-15	74202F	74202C	74202S	74202A
16'6"	72"	OJ-16	74203F	74203C	74203S	74203A
17'6"	80"	OJ-17	74204F	74204C	74204S	74204A
18'6"	84"	OJ-18	74205F	74205C	74205S	74205A
19'6"	84"	OJ-19	74206F	74206C	74206S	74206A
14'6"	72"	OJ-14XW	74201EXF	74201EXC	74201EXS	74201EXA
16'6"	80"	OJ-16XW	74203EXF	74203EXC	74203EXS	74203EXA



Tie-Down Kit Included



Attached motor cover



NOTE: Additional tie-down kit is recommended for covers 20' and over. For important accessories such as additional tie-down kits, mooring kits and support poles, see pages 56-64.

Not Custom, But Highly Fitted

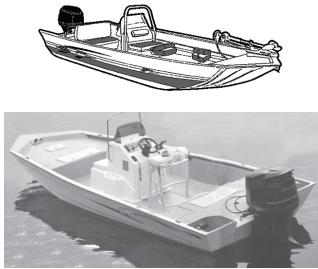
ST-F ALUMINUM MODIFIED V JON BOATS WITH HIGH CENTER CONSOLE, O/B

Standard Series: JONCC / Extra Wide Series: JONCCXW

Standard Series Covers (JONCC) Accommodate: Console Height up to 48"

Extra Wide Series Covers (JONCCXW) Accommodate: Console Height up to 60"

Coverage is provided for trolling motor, bow-mounted accessories and seats on pedestals with backs of seats folded down.



CENTER-LINE	BEAM	O/B DESC.	POLY-FLEX II	CAMO	SUN-DURA	SUNBRELLA / OUTDURA PREMIUM ACRYLIC
15'6"	86"	JONCC-15	71415F	71415C	71415S	71415A
16'6"	86"	JONCC-16	71416F	71416C	71416S	71416A
17'6"	86"	JONCC-17	71417F	71417C	71417S	71417A
18'6"	90"	JONCC-18	71418F	71418C	71418S	71418A
19'6"	90"	JONCC-19	71419F	71419C	71419S	71419A
20'6"	90"	JONCC-20	71420F	71420C	71420S	71420A
21'6"	90"	JONCC-21	—	71421C	71421S	71421A
18'6"	100"	JONCCXW-18	71418XF	71418XC	71418XS	71418XA
19'6"	100"	JONCCXW-19	71419XF	71419XC	71419XS	71419XA
20'6"	100"	JONCCXW-20	71420XF	71420XC	71420XS	71420XA
21'6"	100"	JONCCXW-21	—	71421XC	71421XS	71421XA
22'6"	100"	JONCCXW-22	—	71422XC	71422XS	71422XA
23'6"	100"	JONCCXW-23	—	71423XC	71423XS	71423XA
24'6"	100"	JONCCXW-24	—	71424XC	71424XS	71424XA



Tie-Down Kit Included



Attached motor cover

Note: If boat is equipped with a jack plate, add length of jack plate to the centerline of boat to determine the correct cover size.



JONCC - Aluminum Modified V Jon Boat with High Center Console, O/B




TIP: To complete the part number, add a dash and the appropriate color code from our Boat Cover Fabrics on pages 5-7.

Example: 71416S-22 for a 16'6" / 86" Sun-DURA® cover in Khaki

STF V-HULL FISHING BOATS, O/B

Narrow Series: NVHFMC / Wide Series: VHF / Extra Wide Series: VHFEX

CENTER-LINE	BEAM	O/B DESC.	POLY-FLEX II	CAMO	SUN-DURA	SUNBRELLA / OUTDURA PREMIUM ACRYLIC
11'6"	60"	NVHFMC-11	70121F	70121C	70121S	70121A
12'6"	60"	NVHFMC-12	70122F	70122C	70122S	70122A
13'6"	64"	NVHFMC-13	70123F	70123C	70123S	70123A
14'6"	68"	NVHFMC-14	70124F	70124C	70124S	70124A
15'6"	72"	NVHFMC-15	70125F	70125C	70125S	70125A
16'6"	72"	NVHFMC-16	70126F	70126C	70126S	70126A
17'6"	75"	NVHFMC-17	70127F	70127C	70127S	70127A
18'6"	75"	NVHFMC-18	70128F	70128C	70128S	70128A
11'6"	65"	VHF-11	71111F	71111C	71111S	71111A
12'6"	70"	VHF-12	71112F	71112C	71112S	71112A
13'6"	72"	VHF-13	71113F	71113C	71113S	71113A
14'6"	72"	VHF-14	71114F	71114C	71114S	71114A
15'6"	74"	VHF-15	71115F	71115C	71115S	71115A
16'6"	76"	VHF-16	71116F	71116C	71116S	71116A
17'6"	85"	VHF-17	71117F	71117C	71117S	71117A
18'6"	85"	VHF-18	71118F	71118C	71118S	71118A
19'6"	85"	VHF-19	71119F	71119C	71119S	71119A
20'6"	85"	VHF-20	71120F	71120C	71120S	71120A
14'6"	80"	VHFEX-14	71114EXF	71114EXC	71114EXS	71114EXA
15'6"	80"	VHFEX-15	71115EXF	71115EXC	71115EXS	71115EXA
16'6"	80"	VHFEX-16	71116EXF	71116EXC	71116EXS	71116EXA
17'6"	100"	VHFEX-17	71117EXF	71117EXC	71117EXS	71117EXA
18'6"	100"	VHFEX-18	71118EXF	71118EXC	71118EXS	71118EXA
19'6"	100"	VHFEX-19	71119EXF	71119EXC	71119EXS	71119EXA
20'6"	100"	VHFEX-20	71120EXF	71120EXC	71120EXS	71120EXA
21'6"	100"	VHFEX-21	—	71121EXC	71121EXS	71121EXA
22'6"	100"	VHFEX-22	—	71122EXC	71122EXS	71122EXA
23'6"	100"	VHFEX-23	—	71123EXC	71123EXS	71123EXA
24'6"	100"	VHFEX-24	—	71124EXC	71124EXS	71124EXA



Tie-Down Kit Included

Attached motor cover



VHF - V-Hull Fishing Boat, O/B




NOTE: Additional tie-down kit is recommended for covers 20' and over. For important accessories such as additional tie-down kits, mooring kits and support poles, see pages 56-64.

Not Custom, But Highly Fitted

STF V-HULL FISHING BOATS, NO MOTOR

Narrow Series: NVHFO / Wide Series: WVHFO



CENTER-LINE	BEAM	DESC.	POLY-FLEX II	CAMO	SUN-DURA	SUNBRELLA / OUTDURA PREMIUM ACRYLIC
11'6"	60"	NVHFO-11	70N21F	70N21C	70N21S	70N21A
12'6"	60"	NVHFO-12	70N22F	70N22C	70N22S	70N22A
13'6"	64"	NVHFO-13	70N23F	70N23C	70N23S	70N23A
14'6"	68"	NVHFO-14	70N24F	70N24C	70N24S	70N24A
15'6"	72"	NVHFO-15	70N25F	70N25C	70N25S	70N25A
16'6"	72"	NVHFO-16	70N26F	70N26C	70N26S	70N26A
17'6"	75"	NVHFO-17	70N27F	70N27C	70N27S	70N27A
12'6"	70"	WVHFO-12	70112F	70112C	70112S	70112A
13'6"	72"	WVHFO-13	70113F	70113C	70113S	70113A
14'6"	72"	WVHFO-14	70114F	70114C	70114S	70114A
15'6"	74"	WVHFO-15	70115F	70115C	70115S	70115A
16'6"	76"	WVHFO-16	70116F	70116C	70116S	70116A
17'6"	85"	WVHFO-17	70117F	70117C	70117S	70117A
18'6"	85"	WVHFO-18	70118F	70118C	70118S	70118A

Tie-Down Kit Included

STF V-HULL FISHING BOATS WITH SIDE CONSOLES, O/B

Narrow Series: NVHFSC / Standard Series: VHFSC

Cover Accommodates: Console Height up to 14". Coverage is provided for bow mounted trolling motor and side console with windscreen.



CENTER-LINE	BEAM	O/B DESC.	POLY-FLEX II	CAMO	SUN-DURA	SUNBRELLA / OUTDURA PREMIUM ACRYLIC
14'6"	60"	NVHFSC-14	72214NF	72214NC	72214NS	72214NA
15'6"	60"	NVHFSC-15	72215NF	72215NC	72215NS	72215NA
16'6"	78"	NVHFSC-16	72216NF	72216NC	72216NS	72216NA
17'6"	78"	NVHFSC-17	72217NF	72217NC	72217NS	72217NA
18'6"	78"	NVHFSC-18	72218NF	72218NC	72218NS	72218NA
14'6"	74"	VHFSC-14	72214F	72214C	72214S	72214A
15'6"	76"	VHFSC-15	72215F	72215C	72215S	72215A
16'6"	92"	VHFSC-16	72216F	72216C	72216S	72216A
17'6"	92"	VHFSC-17	72217F	72217C	72217S	72217A
18'6"	92"	VHFSC-18	72218F	72218C	72218S	72218A
19'6"	92"	VHFSC-19	72219F	72219C	72219S	72219A
20'6"	92"	VHFSC-20	72220F	72220C	72220S	72220A
21'6"	92"	VHFSC-21	—	72221C	72221S	72221A

Tie-Down Kit Included

Attached motor cover



TIP: See www.CarverCovers.com for year/make/model searches for Specialty and Styled-To-Fit® Boat Covers.




ALUMINUM V-HULL FISHING BOATS WITH WALK-THRU WINDSHIELD, O/B

Narrow Series: NVHFWS / **Wide Series:** VHFWS

Cover Accommodates: Windshield Height up to 24". Coverage is provided for bow mounted trolling motor.

CENTER-LINE	BEAM	O/B DESC.	POLY-FLEX II	CAMO	SUN-DURA	SUNBRELLA / OUTDURA PREMIUM ACRYLIC
16'6"	90"	NVHFWS-16	72N16F	72N16C	72N16S	72N16A
17'6"	90"	NVHFWS-17	72N17F	72N17C	72N17S	72N17A
18'6"	90"	NVHFWS-18	72N18F	72N18C	72N18S	72N18A
19'6"	90"	NVHFWS-19	72N19F	72N19C	72N19S	72N19A
20'6"	90"	NVHFWS-20	72N20F	72N20C	72N20S	72N20A
15'6"	88"	VHFWS-15	72315F	72315C	72315S	72315A
16'6"	100"	VHFWS-16	72316F	72316C	72316S	72316A
17'6"	100"	VHFWS-17	72317F	72317C	72317S	72317A
18'6"	100"	VHFWS-18	72318F	72318C	72318S	72318A
19'6"	100"	VHFWS-19	72319F	72319C	72319S	72319A
20'6"	100"	VHFWS-20	72320F	72320C	72320S	72320A
21'6"	100"	VHFWS-21	—	72321C	72321S	72321A
22'6"	100"	VHFWS-22	—	72322C	72322S	72322A



Tie-Down Kit Included



Attached motor cover




ALUMINUM V-HULL FISHING BOATS WITH WALK-THRU WINDSHIELD, I/O

Narrow Series: NVHFWS / **Wide Series:** VHFWS

Cover Accommodates: Windshield Height up to 24". Coverage is provided for bow mounted trolling motor.

CENTER-LINE	BEAM	I/O DESC.	POLY-FLEX II	CAMO	SUN-DURA	SUNBRELLA / OUTDURA PREMIUM ACRYLIC
16'6"	90"	NVHFWS-16	7N416F	7N416C	7N416S	7N416A
17'6"	90"	NVHFWS-17	7N417F	7N417C	7N417S	7N417A
18'6"	90"	NVHFWS-18	7N418F	7N418C	7N418S	7N418A
19'6"	90"	NVHFWS-19	7N419F	7N419C	7N419S	7N419A
16'6"	100"	VHFWS-16	72416F	72416C	72416S	72416A
17'6"	100"	VHFWS-17	72417F	72417C	72417S	72417A
18'6"	100"	VHFWS-18	72418F	72418C	72418S	72418A
19'6"	100"	VHFWS-19	72419F	72419C	72419S	72419A
20'6"	100"	VHFWS-20	72420F	72420C	72420S	72420A
21'6"	100"	VHFWS-21	—	72421C	72421S	72421A
22'6"	100"	VHFWS-22	—	72422C	72422S	72422A



Tie-Down Kit Included



NOTE: Additional tie-down kit is recommended for covers 20' and over.
For important accessories such as additional tie-down kits, mooring kits and support poles, see pages 56-64.


Not Custom, But Highly Fitted



ALUMINUM FISHING BOATS WITH HIGH WINDSHIELD MOUNTED FORWARD, O/B

Standard Series: AFB / Extra Wide Series: AFBXW

Cover Accommodates: Windshield Height up to 22".



CENTER-LINE	BEAM	O/B DESC.	POLY-FLEX II	SUN-DURA	SUNBRELLA / OUTDURA PREMIUM ACRYLIC
15'6"	88"	AFB-15 O/B	79015F	79015S	79015A
16'6"	88"	AFB-16 O/B	79016F	79016S	79016A
17'6"	88"	AFB-17 O/B	79017F	79017S	79017A
18'6"	90"	AFB-18 O/B	79018F	79018S	79018A
19'6"	92"	AFB-19 O/B	79019F	79019S	79019A
20'6"	96"	AFB-20 O/B	79020F	79020S	79020A
21'6"	96"	AFB-21 O/B	—	79021S	79021A
22'6"	96"	AFB-22 O/B	—	79022S	79022A
23'6"	96"	AFB-23 O/B	—	79023S	79023A
24'6"	96"	AFB-24 O/B	—	79024S	79024A
25'6"	96"	AFB-25 O/B	—	79025S	79025A
18'6"	96"	AFBXW-18 O/B	79018XF	79018XS	79018XA
19'6"	96"	AFBXW-19 O/B	79019XF	79019XS	79019XA
20'6"	102"	AFBXW-20 O/B	79020XF	79020XS	79020XA
21'6"	102"	AFBXW-21 O/B	—	79021XS	79021XA
22'6"	102"	AFBXW-22 O/B	—	79022XS	79022XA
23'6"	102"	AFBXW-23 O/B	—	79023XS	79023XA



Tie-Down Kit Included



Attached motor cover



AFB - Aluminum Fishing Boat with High Windshield Mounted Forward, O/B



TIP: To complete the part number, add a dash and the appropriate color code from our Boat Cover Fabrics on pages 5-7.

Example: 79025S-40 for a 25'6" / 96" Sun-DURA® cover in White

Not Custom, But Highly Fitted



ALUMINUM FISHING BOATS WITH HIGH WINDSHIELD MOUNTED FORWARD, I/O

Standard Series: AFB / Extra Wide Series: AFBXW

Cover Accommodates: Windshield Height up to 22".

CENTER-LINE	BEAM	I/O DESC.	POLY-FLEX II	SUN-DURA	SUNBRELLA / OUTDURA PREMIUM ACRYLIC
15'6"	88"	AFB-15 I/O	79115F	79115S	79115A
16'6"	88"	AFB-16 I/O	79116F	79116S	79116A
17'6"	88"	AFB-17 I/O	79117F	79117S	79117A
18'6"	90"	AFB-18 I/O	79118F	79118S	79118A
19'6"	92"	AFB-19 I/O	79119F	79119S	79119A
20'6"	96"	AFB-20 I/O	79120F	79120S	79120A
21'6"	96"	AFB-21 I/O	—	79121S	79121A
22'6"	96"	AFB-22 I/O	—	79122S	79122A
23'6"	96"	AFB-23 I/O	—	79123S	79123A
24'6"	96"	AFB-24 I/O	—	79124S	79124A
18'6"	96"	AFBXW-18 I/O	79118XF	79118XS	79118XA
19'6"	96"	AFBXW-19 I/O	79119XF	79119XS	79119XA
20'6"	102"	AFBXW-20 I/O	79120XF	79120XS	79120XA
21'6"	102"	AFBXW-21 I/O	—	79121XS	79121XA
22'6"	102"	AFBXW-22 I/O	—	79122XS	79122XA
23'6"	102"	AFBXW-23 I/O	—	79123XS	79123XA



Tie-Down Kit Included



AFB - Aluminum Fishing Boat with High Windshield Mounted Forward, I/O




NOTE: Additional tie-down kit is recommended for covers 20' and over.
For important accessories such as additional tie-down kits, mooring kits and support poles, see pages 56-64.

Not Custom, But Highly Fitted

ST-F WHALER STYLE BOATS WITH BOW RAILS AND SIDE RAILS, O/B

Cover Accommodates: Bow rails up to 12" and will fit boats with a side console or center console (up to 35" from the deck).



CENTER-LINE	BEAM	O/B DESC.	POLY-FLEX II	SUN-DURA	SUNBRELLA / OUTDURA PREMIUM ACRYLIC
11'6"	70"	WSB-11	71611F	71611S	71611A
13'6"	70"	WSB-13	71613F	71613S	71613A
14'6"	70"	WSB-14	71614F	71614S	71614A
15'6"	78"	WSB-15	71615F	71615S	71615A
16'6"	78"	WSB-16	71616F	71616S	71616A
17'6"	78"	WSB-17	71617F	71617S	71617A



Tie-Down Kit Included



Attached motor cover

ST-F WHALER STYLE BOATS WITH SIDE RAILS ONLY, O/B

Cover Accommodates: 12" side rails only and small side or center console (up to 35" from the deck) without windscreen and/or grab rails.



CENTER-LINE	BEAM	O/B DESC.	POLY-FLEX II	SUN-DURA	SUNBRELLA / OUTDURA PREMIUM ACRYLIC
9'6"	70"	WS-9	71509F	71509S	71509A
10'6"	70"	WS-10	71510F	71510S	71510A
11'6"	70"	WS-11	71511F	71511S	71511A
12'6"	70"	WS-12	71512F	71512S	71512A
13'6"	70"	WS-13	71513F	71513S	71513A
14'6"	70"	WS-14	71514F	71514S	71514A
15'6"	78"	WS-15	71515F	71515S	71515A
16'6"	78"	WS-16	71516F	71516S	71516A
17'6"	78"	WS-17	71517F	71517S	71517A
18'6"	78"	WS-18	71518F	71518S	71518A



Tie-Down Kit Included



Attached motor cover

ST-F MOLDED-HULL JON BOATS (POLY JON BOATS)

Designed to fit small jon boats with bow or rear mounted trolling motor.



CENTER-LINE	BEAM	DESC.	POLY-FLEX II	SUN-DURA	SUNBRELLA / OUTDURA PREMIUM ACRYLIC
8'6"	50"	PJB-8	74208F	74208S	74208A
9'6"	58"	PJB-9	74209F	74209S	74209A
10'6"	58"	PJB-10	74210F	74210S	74210A
11'6"	58"	PJB-11	74211F	74211S	74211A
12'6"	58"	PJB-12	74212F	74212S	74212A



Tie-Down Kit Included (All Sizes Only Contain 6 Straps)

ST-F PADDLE BOATS

CENTER-LINE	BEAM	DESCRIPTION	POLY-FLEX II	SUN-DURA	SUNBRELLA / OUTDURA PREMIUM ACRYLIC
7'2"	61"	3-Seater	74303F	74303S	74303A
7'8"	65"	5-Seater	74305F	74305S	74305A



Tie-Down Kit Included (All Sizes Only Contain 6 Straps)

ST-F DRIFT BOATS

Cover Accommodates: Knee brace and anchor davit (anchor davit must be centered on the transom). Maximum stern width allowance of 24".

CENTER-LINE	BEAM	DESCRIPTION	POLY-FLEX II	SUN-DURA	SUNBRELLA / OUTDURA PREMIUM ACRYLIC
14'	84"	Drift Boat Cover	74298F	74298S	74298A
15'	84"	Drift Boat Cover	74299F	74299S	74299A
16'	84"	Drift Boat Cover	74300F	74300S	74300A
17'	84"	Drift Boat Cover	74301F	74301S	74301A



Tie-Down Kit Included

S DRIFT BOATS, SPECIALTY COVER WITH BRA

Cover Accommodates: Leaning post, anchor davit (anchor davit must be centered at the transom). Maximum stern width allowance of 24".

This is a customized boat cover designed to protect the front of the drift boat during travel. Eliminates road grime and provides protection from road debris that could damage the front of the boat. Cover comes standard with attached strap system with quick release buckles for securing the cover to the trailer. Easy to install and remove. Each end of the boat cover has heavy duty sewn-in reinforcements for added durability at stress points.

CENTER-LINE	BEAM	DESCRIPTION	POLY-FLEX II	SUN-DURA
16'	84"	Drift Boat Cover w/ Bra	74302F	74302S
17'	84"	Drift Boat Cover w/ Bra	74304F	74304S




Tie-Down Kit Included (All Sizes Only Contain 6 Straps)

TIP: See www.CarverCovers.com for year/make/model searches for Specialty and Styled-To-Fit® Boat Covers.

Not Custom, But Highly Fitted

STF SPORT-TYPE INFLATABLE BOATS, O/B



Note: Designed for use with outboard motor installed. If motor extends past the tubes, add length to the centerline of boat to determine the correct cover size. Does not have allowance for roll bar.

CENTER-LINE	BEAM	O/B DESC.	POLY-FLEX II	SUN-DURA	SUNBRELLA / OUTDURA PREMIUM ACRYLIC
7'6"	60"	INF-7	7INF7F	7INF7S	7INF7A
8'6"	60"	INF-8	7INF8F	7INF8S	7INF8A
9'6"	60"	INF-9	7INF9F	7INF9S	7INF9A
10'6"	66"	INF-10	7INF10F	7INF10S	7INF10A
11'6"	68"	INF-11	7INF11F	7INF11S	7INF11A
12'6"	70"	INF-12	7INF12F	7INF12S	7INF12A
13'6"	74"	INF-13	7INF13F	7INF13S	7INF13A
14'6"	74"	INF-14	7INF14F	7INF14S	7INF14A
15'6"	76"	INF-15	7INF15F	7INF15S	7INF15A
16'6"	76"	INF-16	—	7INF16S	7INF16A
17'6"	76"	INF-17	—	7INF17S	7INF17A



Tie-Down Kit Included (Exception: Sizes 7-12 Only Contain 6 Straps)



Outboard Motor Covered Over

S SPORT-TYPE CENTER CONSOLE INFLATABLE BOATS, O/B

Cover Accommodates: Console height up to 48".

Our unique styling conforms well to the features of the center console inflatable boat. Heavy duty 1/4" draw rope is encased in the hem for easy installation and secure fit.



Note: Designed for use with outboard motor installed. If motor extends past the tubes, add length to the centerline of boat to determine the correct cover size. Does not have allowance for roll bar.

CENTER-LINE	BEAM	O/B DESC.	POLY-FLEX II	SUN-DURA	SUNBRELLA / OUTDURA PREMIUM ACRYLIC
11'6"	74"	INFCC-11	INFCC11DRF	INFCC11DRS	INFCC11DRA
12'6"	74"	INFCC-12	INFCC12DRF	INFCC12DRS	INFCC12DRA
13'6"	74"	INFCC-13	INFCC13DRF	INFCC13DRS	INFCC13DRA
14'6"	78"	INFCC-14	INFCC14DRF	INFCC14DRS	INFCC14DRA
15'6"	81"	INFCC-15	INFCC15DRF	INFCC15DRS	INFCC15DRA
16'6"	90"	INFCC-16	—	INFCC16DRS	INFCC16DRA
17'6"	98"	INFCC-17	—	INFCC17DRS	INFCC17DRA
18'6"	100"	INFCC-18	—	INFCC18DRS	INFCC18DRA
19'6"	100"	INFCC-19	—	INFCC19DRS	INFCC19DRA
20'6"	102"	INFCC-20	—	INFCC20DRS	INFCC20DRA
21'6"	111"	INFCC-21	—	INFCC21DRS	INFCC21DRA
22'6"	111"	INFCC-22	—	INFCC22DRS	INFCC22DRA
23'6"	111"	INFCC-23	—	INFCC23DRS	INFCC23DRA
24'6"	111"	INFCC-24	—	INFCC24DRS	INFCC24DRA
25'6"	111"	INFCC-25	—	INFCC25DRS	INFCC25DRA



Tie-Down Kit Included (Exception: Sizes 11-12 Only Contain 6 Straps)



Outboard Motor Covered Over

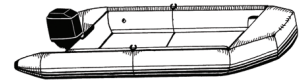


TIP: See www.CarverCovers.com for year/make/model searches for Specialty and Styled-To-Fit® Boat Covers.

ST-F BLUNT NOSE INFLATABLE BOATS, O/B

Standard Series: INFBN / Extra Wide Series: INFBNE

CENTER-LINE	BEAM	O/B DESC.	POLY-FLEX II	SUN-DURA	SUNBRELLA / OUTDURA PREMIUM ACRYLIC
7'6"	60"	INFBN-7	7INF7BF	7INF7BS	7INF7BA
8'6"	60"	INFBN-8	7INF8BF	7INF8BS	7INF8BA
9'6"	60"	INFBN-9	7INF9BF	7INF9BS	7INF9BA
10'6"	66"	INFBN-10	7INF10BF	7INF10BS	7INF10BA
11'6"	68"	INFBN-11	7INF11BF	7INF11BS	7INF11BA
12'6"	70"	INFBN-12	7INF12BF	7INF12BS	7INF12BA
13'6"	74"	INFBN-13	7INF13BF	7INF13BS	7INF13BA
14'6"	74"	INFBN-14	7INF14BF	7INF14BS	7INF14BA
15'6"	76"	INFBN-15	7INF15BF	7INF15BS	7INF15BA
16'6"	76"	INFBN-16	—	7INF16BS	7INF16BA
17'6"	76"	INFBN-17	—	7INF17BS	7INF17BA
8'6"	70"	INFBNE-8	7INF8BNEF	7INF8BNES	7INF8BNEA
9'6"	70"	INFBNE-9	7INF9BNEF	7INF9BNES	7INF9BNEA
10'6"	70"	INFBNE-10	7INF10BNEF	7INF10BNES	7INF10BNEA
11'6"	70"	INFBNE-11	7INF11BNEF	7INF11BNES	7INF11BNEA
12'6"	75"	INFBNE-12	7INF12BNEF	7INF12BNES	7INF12BNEA
13'6"	79"	INFBNE-13	7INF13BNEF	7INF13BNES	7INF13BNEA
14'6"	79"	INFBNE-14	7INF14BNEF	7INF14BNES	7INF14BNEA
15'6"	79"	INFBNE-15	7INF15BNEF	7INF15BNES	7INF15BNEA



Note: Designed for use with outboard motor installed. If motor extends past the tubes, add length to the centerline of boat to determine the correct cover size. Does not have allowance for roll bar.



Tie-Down Kit Included (Exception: Sizes 7-12 Only Contain 6 Straps)



Outboard Motor Covered Over

ST-F BLUNT NOSE INFLATABLE BOATS WITH SMALL CENTER CONSOLE OR SIDE CONSOLE, O/B

Standard Series: INFCCBN / Extra Wide Series: INFCCBNE

Cover Accommodates: Console height up to 36" and provides coverage for the motor.

CENTER-LINE	BEAM	O/B DESC.	POLY-FLEX II	SUN-DURA	SUNBRELLA / OUTDURA PREMIUM ACRYLIC
9'6"	66"	INFCCBN-9	INFCC9BNF	INFCC9BNS	INFCC9BNA
10'6"	66"	INFCCBN-10	INFCC10BNF	INFCC10BNS	INFCC10BNA
11'6"	68"	INFCCBN-11	INFCC11BNF	INFCC11BNS	INFCC11BNA
12'6"	70"	INFCCBN-12	INFCC12BNF	INFCC12BNS	INFCC12BNA
13'6"	74"	INFCCBN-13	INFCC13BNF	INFCC13BNS	INFCC13BNA
14'6"	74"	INFCCBN-14	INFCC14BNF	INFCC14BNS	INFCC14BNA
13'6"	79"	INFCCBNE-13	INFCC13BNEF	INFCC13BNES	INFCC13BNEA
14'6"	79"	INFCCBNE-14	INFCC14BNEF	INFCC14BNES	INFCC14BNEA



Note: Designed for use with outboard motor installed. If motor extends past the tubes, add length to the centerline of boat to determine the correct cover size. Does not have allowance for roll bar.



Tie-Down Kit Included (Exception: Sizes 9-12 Only Contain 6 Straps)



Outboard Motor Covered Over



NOTE: More Sizes May Be Available at www.CarverCovers.com.

Not Custom, But Highly Fitted

S BLUNT NOSE INFLATABLE BOATS WITH HIGH CENTER CONSOLE, O/B

Uniquely conforming fit for blunt nose models, cover comes standard with heavy duty 1/4" draw rope encased in the hem for easy installation and secure fit. Eight available sizes to fit the widest range of popular models.

Cover Accommodates: Console height up to 54".



Note: Designed for use with outboard motor installed. If motor extends past the tubes, add length to the centerline of boat to determine the correct cover size. Does not have allowance for roll bar.

CENTER-LINE	BEAM	O/B DESC.	POLY-FLEX II	SUN-DURA	SUNBRELLA / OUTDURA PREMIUM ACRYLIC
14'6"	78"	INFCCB-14	INFCC14BF	INFCC14BS	INFCC14BA
15'6"	81"	INFCCB-15	INFCC15BF	INFCC15BS	INFCC15BA
16'6"	90"	INFCCB-16	—	INFCC16BS	INFCC16BA
17'6"	98"	INFCCB-17	—	INFCC17BS	INFCC17BA
18'6"	100"	INFCCB-18	—	INFCC18BS	INFCC18BA
19'6"	100"	INFCCB-19	—	INFCC19BS	INFCC19BA
20'6"	102"	INFCCB-20	—	INFCC20BS	INFCC20BA
21'6"	111"	INFCCB-21	—	INFCC21BS	INFCC21BA



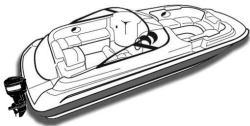
Tie-Down Kit Included



Outboard Motor Covered Over

ST-F DECK BOATS WITH WALK THRU WINDSHIELD OR SIDE CONSOLE, O/B

Each cover has two sewn in pads for use with our boat cover support pole, (Order No. 60000, sold separately). Coverage not provided for extended swim platform.



CENTER-LINE	BEAM	O/B DESC.	SUN-DURA
18'6"	102"	DBW-18 O/B	90518S
19'6"	102"	DBW-19 O/B	90519S
20'6"	102"	DBW-20 O/B	90520S
21'6"	102"	DBW-21 O/B	90521S
22'6"	102"	DBW-22 O/B	90522S
23'6"	102"	DBW-23 O/B	90523S
24'6"	102"	DBW-24 O/B	90524S
25'6"	102"	DBW-25 O/B	90525S
26'6"	102"	DBW-26 O/B	90526S



Tie-Down Kit Included



Attached motor cover

Note: To cover extended platform, add length of extended swim platform to centerline to determine correct cover size.

DBW - Deck Boat with Walk Thru Windshield or Side Console, I/O



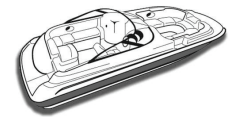
TIP: To complete the part number, add a dash and the appropriate color code from our Boat Cover Fabrics on pages 5-7.

Example: 90518S-11 for a 18'6" / 102" Sun-DURA® cover in Mist Gray

STF DECK BOATS WITH WALK THRU WINDSHIELD OR SIDE CONSOLE, I/O

Each cover has two sewn in pads for use with our boat cover support pole, (Order No. 60000, sold separately). Coverage not provided for extended swim platform.

CENTER-LINE	BEAM	I/O DESC.	SUN-DURA
18'6"	102"	DBW-18 I/O	95118S
19'6"	102"	DBW-19 I/O	95119S
20'6"	102"	DBW-20 I/O	95120S
21'6"	102"	DBW-21 I/O	95121S
22'6"	102"	DBW-22 I/O	95122S
23'6"	102"	DBW-23 I/O	95123S
24'6"	102"	DBW-24 I/O	95124S
25'6"	102"	DBW-25 I/O	95125S
26'6"	102"	DBW-26 I/O	95126S
27'6"	102"	DBW-27 I/O	95127S
28'6"	102"	DBW-28 I/O	95128S



Tie-Down Kit Included

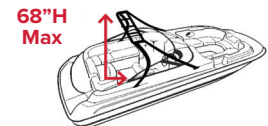
Note: To cover extended platform, add length of extended swim platform to centerline to determine correct cover size.

S DECK BOATS WITH TOWER - OVER-THE-TOWER COVER, I/O

Covers the entire boat including the tower. Fits boats with the tower mounted over the windshield with the top of the tower not to exceed 24" behind the wing of the windshield.

Maximum Tower Height From The Gunwale: 68"

CENTER-LINE	BEAM	I/O DESC.	SUN-DURA	SUNBRELLA / OUTDURA PREMIUM ACRYLIC
19'6"	102"	DOTC-19	84119S	84119A
20'6"	102"	DOTC-20	84120S	84120A
21'6"	102"	DOTC-21	84121S	84121A
22'6"	102"	DOTC-22	84122S	84122A
23'6"	102"	DOTC-23	84123S	84123A
24'6"	102"	DOTC-24	84124S	84124A
25'6"	102"	DOTC-25	84125S	84125A
26'6"	102"	DOTC-26	84126S	84126A



NOT TO EXCEED 24" BEHIND THE WING OF THE WINDSHIELD



Tie-Down Kit Included

Storage Only

Note: Wakeboard racks must be folded in and bimini tops must be folded down.



DOTC - Deck Boat with Tower, Over-the-Tower Cover, I/O



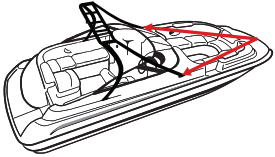
NOTE: Additional tie-down kit is recommended for covers 20' and over. For important accessories such as additional tie-down kits, mooring kits and support poles, see pages 56-64.

Not Custom, But Highly Fitted

DECK BOATS WITH TOWER, I/O (SLOTTED FOR TOWER)

Cover comes standard with 1/4" heavy duty draw rope encased in hem. 112"L universal tower slots are fully lined with marine-grade hook and loop fastener for a snug and secure fit to keep the boat fully protected. Coverage not provided for extended swim platform.

We're here to help! Please contact us if you have any questions regarding tower accommodation.



CENTER-LINE	BEAM	SLOT BEGINS	I/O DESC.	SUN-DURA	SUNBRELLA / OUTDURA PREMIUM ACRYLIC
20'6"	102"	91" from bow	DBT-20	96120S	96120A
21'6"	102"	96" from bow	DBT-21	96121S	96121A
22'6"	102"	102" from bow	DBT-22	96122S	96122A
23'6"	102"	107" from bow	DBT-23	96123S	96123A
24'6"	102"	113" from bow	DBT-24	96124S	96124A
25'6"	102"	118" from bow	DBT-25	96125S	96125A
26'6"	102"	124" from bow	DBT-26	96126S	96126A
27'6"	102"	130" from bow	DBT-27	96127S	96127A



Tie-Down Kit Included

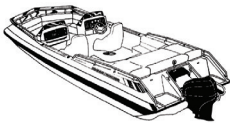


2 Rope Ratchets Included

Note: Best suited for boats with towers mounted on top of the gunwale. Not recommended for side mounted tower legs.

DECK BOATS WITH LOW RAILS, O/B

Each cover has two sewn-in snap patches for use with our boat cover support pole (Order No. 60000, sold separately).



CENTER-LINE	BEAM	O/B DESC.	SUN-DURA	SUNBRELLA / OUTDURA PREMIUM ACRYLIC
15'6"	90"	DECK-15 O/B	75015S	75015A
16'6"	90"	DECK-16 O/B	75016S	75016A
17'6"	96"	DECK-17 O/B	75017S	75017A
18'6"	102"	DECK-18 O/B	75018S	75018A
19'6"	102"	DECK-19 O/B	75019S	75019A
20'6"	102"	DECK-20 O/B	75020S	75020A
21'6"	102"	DECK-21 O/B	75021S	75021A
22'6"	102"	DECK-22 O/B	75022S	75022A
23'6"	102"	DECK-23 O/B	75023S	75023A
24'6"	102"	DECK-24 O/B	75024S	75024A



Tie-Down Kit Included



Attached motor cover

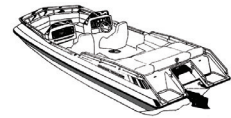


TIP: See www.CarverCovers.com for year/make/model searches for Specialty and Styled-To-Fit® Boat Covers.

ST-F DECK BOATS WITH LOW RAILS, I/O

Each cover has two sewn-in snap patches for use with our boat cover support pole (Order No. 60000, sold separately).

CENTER-LINE	BEAM	I/O DESC.	SUN-DURA	SUNBRELLA / OUTDURA PREMIUM ACRYLIC
15'6"	102"	DECK-15 I/O	75115S	75115A
16'6"	102"	DECK-16 I/O	75116S	75116A
17'6"	102"	DECK-17 I/O	75117S	75117A
18'6"	102"	DECK-18 I/O	75118S	75118A
19'6"	102"	DECK-19 I/O	75119S	75119A
20'6"	102"	DECK-20 I/O	75120S	75120A
21'6"	102"	DECK-21 I/O	75121S	75121A
22'6"	102"	DECK-22 I/O	75122S	75122A
23'6"	102"	DECK-23 I/O	75123S	75123A
24'6"	102"	DECK-24 I/O	75124S	75124A
25'6"	102"	DECK-25 I/O	75125S	75125A



Tie-Down Kit Included

ST-F MODIFIED-V, PERFORMANCE DECK BOATS, O/B

Each cover has one sewn-in snap patch in the bow for use with our boat cover support pole (Order No. 60000, sold separately).

CENTER-LINE	BEAM	O/B DESC.	SUN-DURA	SUNBRELLA / OUTDURA PREMIUM ACRYLIC
18'6"	102"	MDB-18 O/B	76018S	76018A
19'6"	102"	MDB-19 O/B	76019S	76019A
20'6"	102"	MDB-20 O/B	76020S	76020A
21'6"	102"	MDB-21 O/B	76021S	76021A
22'6"	102"	MDB-22 O/B	76022S	76022A
23'6"	102"	MDB-23 O/B	76023S	76023A
24'6"	102"	MDB-24 O/B	76024S	76024A
25'6"	102"	MDB-25 O/B	76025S	76025A

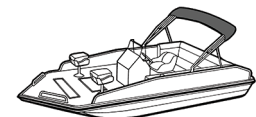


Tie-Down Kit Included Attached motor cover

ST-F MODIFIED-V, PERFORMANCE DECK BOATS, I/O

Each cover has one sewn-in snap patch in the bow for use with our boat cover support pole (Order No. 60000, sold separately).

CENTER-LINE	BEAM	I/O DESC.	SUN-DURA	SUNBRELLA / OUTDURA PREMIUM ACRYLIC
18'6"	102"	MDB-18 I/O	76118S	76118A
19'6"	102"	MDB-19 I/O	76119S	76119A
20'6"	102"	MDB-20 I/O	76120S	76120A
21'6"	102"	MDB-21 I/O	76121S	76121A
22'6"	102"	MDB-22 I/O	76122S	76122A
23'6"	102"	MDB-23 I/O	76123S	76123A
24'6"	102"	MDB-24 I/O	76124S	76124A



Tie-Down Kit Included

Not Custom, But Highly Fitted

ST-F PONTON BOATS WITH LOW RAILS OR FISHING CHAIRS AT THE FORE AND AFT END OF THE DECK

To properly support your pontoon boat cover, we recommend using a minimum of (3) #60002 Vented Support Poles OR (2) #60008 Y-Strap Support Systems (sold separately). **Cover Accommodates:** Fishing chairs and rails up to 20”.



Additional tie-down kits, mooring kits and/or support poles (see our accessories on pages 56-64) are **HIGHLY RECOMMENDED** for pontoon boat covers. Do not leave the cover on the boat outdoors unless properly supported and secured.

DECK LENGTH	BEAM	O/B DESC.	SUN-DURA
14'6"	102"	FC-14	78814S
15'6"	102"	FC-15	78815S
16'6"	102"	FC-16	78816S
17'6"	102"	FC-17	78817S
18'6"	102"	FC-18	78818S
19'6"	102"	FC-19	78819S
20'6"	102"	FC-20	78820S
21'6"	102"	FC-21	78821S
22'6"	102"	FC-22	78822S
23'6"	102"	FC-23	78823S
24'6"	102"	FC-24	78824S
25'6"	102"	FC-25	78825S
26'6"	102"	FC-26	78826S


Tie-Down Kit Included

Separate Motor Cover Included

Note: Pontoon covers will accommodate large 4-bow bimini top when folded and stored. Top must be stored without the use of the trailering strut.

ST-F PONTON BOATS WITH FOLD-DOWN TYPE HARD TOP AND RAILS THAT PARTIALLY ENCLOSE DECK LEAVING 1'-3' OF OPEN DECK FORWARD OF THE FRONT GATE

To properly support your pontoon boat cover, we recommend using a minimum of (3) #60002 Vented Support Poles OR (2) #60008 Y-Strap Support Systems (sold separately). **Cover Accommodates:** 40” maximum rail height.



Additional tie-down kits, mooring kits and/or support poles (see our accessories on pages 56-64) are **HIGHLY RECOMMENDED** for pontoon boat covers. Do not leave the cover on the boat outdoors unless properly supported and secured.

DECK LENGTH	DECK WIDTH	O/B DESC.	SUN-DURA
14'6"	102"	HT-14	77414S
15'6"	102"	HT-15	77415S
16'6"	102"	HT-16	77416S
17'6"	102"	HT-17	77417S
18'6"	102"	HT-18	77418S
19'6"	102"	HT-19	77419S
20'6"	102"	HT-20	77420S
21'6"	102"	HT-21	77421S
22'6"	102"	HT-22	77422S
23'6"	102"	HT-23	77423S
24'6"	102"	HT-24	77424S
25'6"	102"	HT-25	77425S
26'6"	102"	HT-26	77426S
27'6"	102"	HT-27	77427S
28'6"	102"	HT-28	77428S

Tie-Down Kit Included

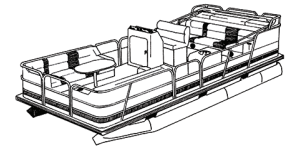
Separate Motor Cover Included

Note: Pontoon covers will accommodate large 4-bow bimini top when folded and stored. Top must be stored without the use of the trailering strut.

STF PONTOON BOATS WITH BIMINI TOP AND RAILS THAT FULLY ENCLOSE DECK

To properly support your pontoon boat cover, we recommend using a minimum of (3) #60002 Vented Support Poles OR (2) #60008 Y-Strap Support Systems (sold separately). **Cover Accommodates:** 40" maximum rail height.

DECK LENGTH	DECK WIDTH	O/B DESC.	SUN-DURA
13'6"	102"	FED-13	77513S
14'6"	102"	FED-14	77514S
15'6"	102"	FED-15	77515S
16'6"	102"	FED-16	77516S
17'6"	102"	FED-17	77517S
18'6"	102"	FED-18	77518S
19'6"	102"	FED-19	77519S
20'6"	102"	FED-20	77520S
21'6"	102"	FED-21	77521S
22'6"	102"	FED-22	77522S
23'6"	102"	FED-23	77523S
24'6"	102"	FED-24	77524S
25'6"	102"	FED-25	77525S
26'6"	102"	FED-26	77526S
27'6"	102"	FED-27	77527S
28'6"	102"	FED-28	77528S
29'6"	102"	FED-29	77529S
30'6"	102"	FED-30	77530S



Additional tie-down kits, mooring kits and/or support poles (see our accessories on pages 56-64) are **HIGHLY RECOMMENDED** for pontoon boat covers. Do not leave the cover on the boat outdoors unless properly supported and secured.



Tie-Down Kit Included



Separate Motor Cover Included

Note: Pontoon covers will accommodate large 4-bow bimini top when folded and stored. Top must be stored without the use of the trailering strut.



FED - Pontoon with Bimini Top and Rails that Fully Enclose Deck




NOTE: Additional tie-down kit is recommended for covers 20' and over. For important accessories such as additional tie-down kits, mooring kits and support poles, see pages 56-64.

Not Custom, But Highly Fitted



PONTOON BOATS WITH BIMINI TOP AND RAILS THAT PARTIALLY ENCLOSE DECK LEAVING 1'-3' OF OPEN DECK FORWARD OF THE FRONT GATE

To properly support your pontoon boat cover, we recommend using a minimum of (3) #60002 Vented Support Poles OR (2) #60008 Y-Strap Support Systems (sold separately). **Cover Accommodates:** 40" maximum rail height.



Additional tie-down kits, mooring kits and/or support poles (see our accessories on pages 56-64) are **HIGHLY RECOMMENDED** for pontoon boat covers. Do not leave the cover on the boat outdoors unless properly supported and secured.

DECK LENGTH	DECK WIDTH	O/B DESC.	SUN-DURA
12'6"	102"	PED-12	77612S
13'6"	102"	PED-13	77613S
14'6"	102"	PED-14	77614S
15'6"	102"	PED-15	77615S
16'6"	102"	PED-16	77616S
17'6"	102"	PED-17	77617S
18'6"	102"	PED-18	77618S
19'6"	102"	PED-19	77619S
20'6"	102"	PED-20	77620S
21'6"	102"	PED-21	77621S
22'6"	102"	PED-22	77622S
23'6"	102"	PED-23	77623S
24'6"	102"	PED-24	77624S
25'6"	102"	PED-25	77625S
26'6"	102"	PED-26	77626S
27'6"	102"	PED-27	77627S
28'6"	102"	PED-28	77628S
29'6"	102"	PED-29	77629S
30'6"	102"	PED-30	77630S
31'6"	102"	PED-31	77631S
32'6"	102"	PED-32	77632S



Tie-Down Kit Included



Separate Motor Cover Included

Note: Pontoon covers will accommodate large 4-bow bimini top when folded and stored. Top must be stored without the use of the trailering strut.



PED - Pontoon with Bimini Top and Rails that Partially Enclose Deck



TIP: To complete the part number, add a dash and the appropriate color code from our Boat Cover Fabrics on pages 5-7.

Example: 77632S-08 for a 32'6" / 102" Sun-DURA® cover in Maroon

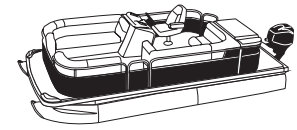


PONTOON BOATS WITH BIMINI TOP AND RAILS THAT PARTIALLY ENCLOSE DECK LEAVING 1'-3' OF OPEN DECK FORWARD OF THE FRONT GATE AND AFT OF THE REAR GATE, O/B

To properly support your pontoon boat cover, we recommend using a minimum of (3) #60002 Vented Support Poles OR (2) #60008 Y-Strap Support Systems (sold separately).

Cover Accommodates: 40" maximum rail height. / Transom-mounted motor, standard ski pylon* and bimini top stored lying flat. If motor is mounted on a bracket, a separate motor cover may be ordered (see page 61).

DECK LENGTH	DECK WIDTH	O/B DESC.	SUN-DURA
18'6"	102"	PEDRD-18	97618S
19'6"	102"	PEDRD-19	97619S
20'6"	102"	PEDRD-20	97620S
21'6"	102"	PEDRD-21	97621S
22'6"	102"	PEDRD-22	97622S
23'6"	102"	PEDRD-23	97623S
24'6"	102"	PEDRD-24	97624S
25'6"	102"	PEDRD-25	97625S
26'6"	102"	PEDRD-26	97626S
27'6"	102"	PEDRD-27	97627S
28'6"	102"	PEDRD-28	97628S



Additional tie-down kits, mooring kits and/or support poles (see our accessories on pages 56-64) are **HIGHLY RECOMMENDED** for pontoon boat covers. Do not leave the cover on the boat outdoors unless properly supported and secured.



Tie-Down Kit Included



Outboard Motor Covered Over



Storage Only

Note: If boat is equipped with a ski tow bar, please call for cover application.



PEDRD - Pontoon with Bimini Top and Rails that Partially Enclose Deck

Questions? We're Here to Help!

Contact Carver Customer Service

888-482-6837 / CarverCovers@covercraft.com



NOTE: Additional tie-down kit is recommended for covers 20' and over.

For important accessories such as additional tie-down kits, mooring kits and support poles, see pages 56-64.

STF FISHING KAYAK COVER

Heavy duty shock cord encased in the hem. Fully trailerable when used with our tie-down kit (Order No. 61000).

Cover Accommodates: Seats, black pak, crates, rod holders, fish finder, etc.



CENTER-LINE	BEAM	DESCRIPTION	POLY-FLEX II	SUN-DURA
10'6"	34"	Fishing Kayak	4010F	4010S
10'6"	36"	Fishing Kayak	4010XF	4010XS
11'6"	34"	Fishing Kayak	4011F	4011S
11'6"	36"	Fishing Kayak	4011XF	4011XS
12'6"	34"	Fishing Kayak	4012F	4012S
12'6"	36"	Fishing Kayak	4012XF	4012XS
13'6"	34"	Fishing Kayak	4013F	4013S
13'6"	38"	Fishing Kayak	4013XF	4013XS
13'6"	41"	Fishing Kayak w/ Square Transom	4023F	4023S
14'6"	34"	Fishing Kayak	4014F	4014S
14'6"	38"	Fishing Kayak	4014XF	4014XS




Tie-Down Kit Included (All Sizes Only Contain 6 Straps)

Note: Not designed for tandem kayaks.

S TOURING KAYAK COVER - SOCK COVER

Touring kayaks, also known as expedition and/or sea kayaks, have a long, narrow, and sleek appearance. These touring kayak covers close with a marine-grade zipper and have a convenient carrying handle on each end.



CENTER-LINE	BEAM	DESCRIPTION	POLY-FLEX II	SUN-DURA
12'6"	25"	Touring Kayak	6012F	6012S
13'6"	25"	Touring Kayak	6013F	6013S
14'6"	25"	Touring Kayak	6014F	6014S
15'6"	25"	Touring Kayak	6015F	6015S
16'6"	25"	Touring Kayak	6016F	6016S
17'6"	25"	Touring Kayak	6017F	6017S
18'6"	25"	Touring Kayak	6018F	6018S
12'6"	30"	Touring Kayak - Extra Wide	6012XF	6012XS
13'6"	30"	Touring Kayak - Extra Wide	6013XF	6013XS
14'6"	30"	Touring Kayak - Extra Wide	6014XF	6014XS
15'6"	30"	Touring Kayak - Extra Wide	6015XF	6015XS
16'6"	30"	Touring Kayak - Extra Wide	6016XF	6016XS
17'6"	30"	Touring Kayak - Extra Wide	6017XF	6017XS
18'6"	30"	Touring Kayak - Extra Wide	6018XF	6018XS



Tie-Down Kit Not Included



Storage Only

Note: Not designed for tandem kayaks.




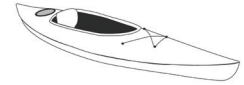
TIP: See www.CarverCovers.com for year/make/model searches for Specialty and Styled-To-Fit® Boat Covers.



RECREATIONAL KAYAK COVER - SOCK COVER

Recreational kayak covers close with a marine-grade zipper and have a convenient carrying handle on each end. If your kayak is equipped with any fishing gear such as rod holders, crates, black pak, fish finders, etc., please see our Fishing Kayak Covers.

CENTER-LINE	BEAM	DESCRIPTION	POLY-FLEX II	SUN-DURA
8'6"	29"	Recreational Kayak	5008F	5008S
9'6"	29"	Recreational Kayak	5009F	5009S
10'6"	29"	Recreational Kayak	5010F	5010S
11'6"	29"	Recreational Kayak	5011F	5011S
12'6"	29"	Recreational Kayak	5012F	5012S
13'6"	36"	Recreational Kayak	5013F	5013S
14'6"	36"	Recreational Kayak	5014F	5014S



Tie-Down Kit Not Included



Storage Only

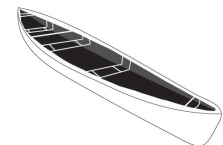
Note: Not designed for tandem kayaks.



CANOE COVER - SOCK COVER

Designed with a marine-grade zippered closure and a convenient carrying handle on each end.

CENTER-LINE	BEAM	DESCRIPTION	POLY-FLEX II	SUN-DURA
14'	37"	Canoe Cover	7014F	7014S
15'	37"	Canoe Cover	7015F	7015S
16'	37"	Canoe Cover	7016F	7016S



Tie-Down Kit Not Included



Storage Only



CANOE SOCK COVER



NOTE: More Sizes May Be Available at www.CarverCovers.com.




PERSONAL WATERCRAFT COVERS

Available in Custom or Styled-To-Fit®.

Custom PWC Features:

- ▶ Adjustable heavy duty, multi-strand shock cord sewn around entire hem.
- ▶ Strong, reinforced tie-down loops sewn into cover.
- ▶ All stress seams are overlapped and double-stitched for superior strength.
- ▶ Heavy duty, double-layer reinforcement panels in high abrasion areas.
- ▶ Reflector safety strips are sewn on the back end of the cover.
- ▶ Reinforced openings for trailer pins and security straps.
- ▶ Non-scratch, corrosive-free access zipper on top of cover behind handlebars for vest and wet suit storage.
- ▶ Sewn-in quick-dry mesh bag with hook & loop closure for storing gloves, goggles and other small items.
- ▶ Zippered gas cap access panel allows fueling while the watercraft is on the trailer.
- ▶ All covers include a screen-printed logo.
- ▶ Available in 7 oz Sunbrella® and Ultra'tect®
- ▶ Custom PWC cover options may be found online using our Find Your Cover Tool at www.CarverCovers.com.

*Trailerable PWC covers must be properly installed and tied down.

 Tie-Down Kit Included (All Sizes Only Contain 6 Straps)


STF Styled-To-Fit® PWC Features:

- ▶ Carver Personal Watercraft Covers are made with all the care and attention to detail as our Styled-To-Fit® Boat Covers and are a great choice for travel*, mooring or storage to keep your PWC clean and protected.
- ▶ ¼" strong and durable shock cord is encased in the hem for a snug fit.
- ▶ Available in 9.25 oz. Sunbrella®/Outdura®, Sun-DURA® and Poly-Flex II.

LENGTH	WIDTH	HEIGHT	POLY-FLEX II	SUN-DURA	SUNBRELLA / OUTDURA PREMIUM ACRYLIC
108"	45"	41"	4000F	4000S	4000A
116"	48"	41"	4001F	4001S	4001A
124"	48"	44"	4002F	4002S	4002A
132"	48"	44"	4003F	4003S	4003A
142"	48"	48"	4004F	4004S	4004A
152"	60"	48"	4005F	4005S	4005A



*Trailerable PWC covers must be properly installed and tied down.


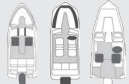
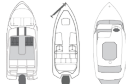







 Tie-Down Kit Included (All Sizes Only Contain 6 Straps)

TRAILERABLE FLEX-FIT™ PRO UNIVERSAL BOAT COVERS

- ▶ Strong and durable Poly-Flex II 5.3 oz. solution-dyed polyester with a urethane coating. Superior in water repellency, fade resistance, mildew resistance, and breathability
- ▶ Heavy duty 1/4" shock cord sewn into hem for a snug fit
- ▶ Double stitch construction and reinforced tie-down loops for added strength and durability
- ▶ Weather resistant anti-wick thread throughout construction
- ▶ Join seams are folded 4-ply, no raw edges
- ▶ 3 Year Warranty



Poly-Flex II
100% Marine Polyester
Lightweight, strong & good resistance to tearing

DESCRIPTION	CENTER-LINE	BEAM	FLEX-FIT™ PRO ORDER NO.
V-Hull Fishing Boats V-Hull Narrow Bass Boats Jon Boats Open Jon Boats Drift Boats		14' - 16' 14' - 16' 14' - 16' 14' - 16' 14' - 16'	78" 79001
V-Hull Runabouts I/O or O/B Tri-Hull Boats I/O or O/B Tri-Hull Bass Boats		14' - 16' 14' - 16' 14' - 16'	86" 79002
Fish & Ski Boats I/O or O/B Wide Bass Boats Tournament Ski Boats		16' - 19' 16' - 19' 16' - 19'	96" 79003
V-Hull Boats I/O or O/B Tri-Hull Boats I/O or O/B		17' - 19' 17' - 19'	96" 79004
V-Hull Runabout Boats I/O or O/B		20' - 21'	102" 79005
V-Hull Runabout Boats I/O or O/B		22' - 23'	102" 79010
V-Hull Low Profile Cuddy - Cabin Boats I/O or O/B		19' - 22'	102" 79006
V-Hull Center Console Fishing Boats w/ High Bow Rails V-Hull Center Console Fishing Boats w/ Shallow Draft Hull Bay Style Center Console Fishing Boats w/ Shallow Draft Hull		17' - 19' 17' - 19' 17' - 19'	102" 79011
V-Hull Center Console Fishing Boats w/ High Bow Rails V-Hull Center Console Fishing Boats w/ Shallow Draft Hull Bay Style Center Console Fishing Boats w/ Shallow Draft Hull		20' - 22' 20' - 22' 20' - 22'	102" 79012
Pontoon Boats		20' - 22'	102" 79009



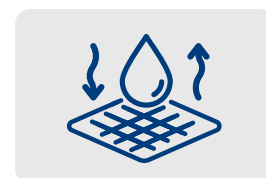
Trailing straps included for quick and easy tie-down



Mesh storage bag included



Reinforced tie-down loops for added strength and durability



Durable and water repellent, yet breathable polyester fabric



BOAT COVER TIE-DOWN KIT

An absolute must for protecting your boat and extending the life of your boat cover.

This is an efficient, effective way to secure the boat cover for trailering or storage. Constructed of heavy duty 1" black polypropylene webbing and convenient quick-release buckles. Unlike bungee cords, these durable tie-downs don't stretch, so they won't tear your cover or damage your boat. Each kit contains twelve 12-foot straps. Packaged in a clamshell.

Order No. 61000



SUCTION CUP TIE-DOWNS

Perfect for hundreds of tie-down applications where there simply isn't an anchor point, cleat, or other device to anchor conventional tie-downs. Giant 3-1/4" suction cups with toggle ball ties stick to boat finishes, auto finishes and windows. Great for mooring! 6" ties stretch to 11". Packaged.

DESCRIPTION	QTY PER PACKAGE	ORDER NO.
Suction Cup Tie-Downs	4	61003
Suction Cup Tie-Downs	8	61005

WARNING! Cancer and Reproductive Harm
www.P65Warnings.ca.gov

Tip End Snap & Rubber End



BOAT COVER SUPPORT POLES

Prevent dry rot and mildew. Offers three connection types—snap end (for use with sewn-in or self-adhesive snap patches, tip end (for use with pre-installed grommets) and rubber end to offer a variety of support options in a single pole. These lightweight telescoping poles are designed to support your cover so that water does not pool. Constructed of anodized aluminum tubing that can be easily adjusted to desired height from 22" to 70". Designed for storage only. Packaged 1 per box.

DESCRIPTION	ORDER NO.
Support Pole with Snap and Rubber End	60000

Need a Snap Patch? Order our Self-Adhesive Snap Patch (Order No. SNAP) for use with Carver Part #60000 Boat Cover Support Poles.



SUPPORT POLE WITH BOAT VENT II

Added breathability for the health of your boat.

Replace a conventional support pole with one that provides an air vent to reduce moisture, heat and mildew under the cover. Includes an adjustable (22" to 70") anodized aluminum pole, boat vent and simple installation instructions. Packaged 1 per box.

Order No. 60002



BOAT VENT II

Protect your investment with this fast and easy-to-install BoatVent II. The BoatVent II can be added to any custom or Styled-To-Fit® boat cover. Made with UV inhibited polymers to withstand the elements. Prolongs the life of the boat's upholstery by venting the enclosed space of the warm, moist air. BoatVent II helps prevent mold, mildew, and bacteria from growing under the boat cover and causing irreversible damage to the boat's interior. Can be used alone or with most standard 3/4" support poles. Packaged.



Order No. VENTII

BOAT COVER SUPPORT SYSTEM (Y-STRAP)

Our own innovative design! Two systems can be easily connected. Ideal for pontoons.

The easiest most cost-effective way to extend the life of your boat cover. Eliminates virtually all possible areas that could collect water and allow it to pool, causing damage to the cover. This system is designed for simplicity with two pre-installed, adjustable 20-foot straps that snap quickly to the rear tow hooks and one 40-foot adjustable strap to cradle the bow. System fits up to 28-foot boats. For pontoon boats, two systems can be easily joined to create a perfect "frame" for the boat cover. Each system comes with one adjustable (22" to 70") support pole with snap and rubber end, system center, strap set and simple installation instructions. Designed for storage only. Packaged 1 per box.



Order No. 60008

SAND BAG MOORING KIT

A must-have accessory to secure your cover on your boat while in the water. Each sand-bag is constructed of 7.6 oz. black Sun-DURA® material with hook & loop closure and sewn-in adjuster strap with quick release buckle. Sand not included. Maximum weight 8 lbs. per bag. Packaged.



DESCRIPTION	QTY PER PACKAGE	ORDER NO.
Sand Bag Mooring Kit	4	61010
Sand Bag Mooring Kit	8	61012

PONTOON MOORING KIT

Combines added breathability for the health of your boat AND secures the cover to your boat while in the water. Adjustable (22"-70") vented support poles reduce moisture, heat and mildew under the cover and provides excellent support underneath the cover to prevent water from pooling. Each sand-bag is constructed of 7.6 oz. black Sun-DURA® material with hook & loop closure and sewn-in adjuster strap with quick release buckle. Sand not included. Maximum weight 8lbs. per bag. Includes (3) Vented Support Poles, Order No. 60002 AND (1) Sand Bag Kit (8 bags), Order No. 61012.



Order No. 61015



BOAT COVER REINFORCEMENT KIT

This reinforcement kit is an ideal way to prolong the life of your boat cover. Kit includes one square yard self adhesive material. Use it to add extra padding to stress points from windshields, trolling motors, etc. Simply cut to desired size and apply to clean, dry surface. Packaged.

Order No. 61050



MESH BOAT COVER STORAGE BAG

This strong, lightweight and breathable storage bag is ideal for storing your boat cover when not in use. Convenient draw cord with barrel lock keeps bag securely closed. Bag is roomy 30" x 36" to accommodate virtually any size boat cover. Packaged.

Order No. 61030



UNIVERSAL TIRE COVERS

Our Universal Tire Covers are a must for preventing weather-cracked spare trailer tires! Available in Poly-Flex II and Sun-DURA® in your choice of colors to match your boat. Order today to start protecting your expensive spare! Each tire cover has ¼" strong and durable shock cord in the hem for convenient and easy installation and removal. Recommended for storage only and available in five sizes for the best possible fit.

FITS	POLY-FLEX II	SUN-DURA
12" Tires	TC12F	TC12S
13" Tires	TC13F	TC13S
14" Tires	TC14F	TC14S
15" Tires	TC15F	TC15S
16" Tires	TC16F	TC16S



Customizable*



UNIVERSAL TANDEM TIRE COVERS

Protects dual trailer tires from harmful UV rays and environmental hazards. A must for off-season storage or times when your trailer is not in use for extended periods of time. Available in Poly-Flex II and Sun-DURA® in your choice of colors to match your boat cover. Each cover has an attached heavy duty strap with quick release buckle for securing the cover around the tires.

LENGTH	FITS	POLY-FLEX II	SUN-DURA
60"	14" Dual Tires	TM14F	TM14S
62"	15" Dual Tires	TM15F	TM15S
68"	16" Dual Tires	TM16F	TM16S



Customizable*



***DEALERS:** These items are available customized with your 1-color logo (available in Black or White only). Low, 50-piece minimum and attractive pricing for maximum exposure for your dealership. Call us for more information on how to order from your distributor.

ROPE RATCHET

No more fumbling with knots to secure your cover or elastic straps that come loose. The rope ratchet allows you to tighten your cover to proper tension then releases with a convenient thumb lever. Accommodates 1/4" rope which is standard on all Carver Custom Covers and many Specialty Boat Covers. Packaged.

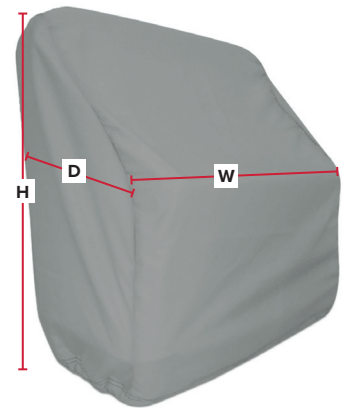
Order No. 61020



UNIVERSAL REVERSIBLE SEAT COVERS

Specially designed to protect reversible seats on center console style boats. Includes 1/4" strong and durable shock cord encased in the hem & heavy duty attached adjustable strap system for a more customized fit. **For storage only.**

DIMENSIONS	POLY-FLEX II	SUN-DURA	SUNBRELLA / OUTDURA PREMIUM ACRYLIC
40"H x 36"W x 19"D	84012F	84012S	84012A



CUSTOM-FIT BOSTON WHALER REVERSIBLE SEAT COVER

Specially designed to protect reversible seats on select Boston Whaler boat styles. Includes 1/4" strong and durable shock cord encased in the hem & heavy duty attached adjustable strap system for a more customized fit. **For storage only.**

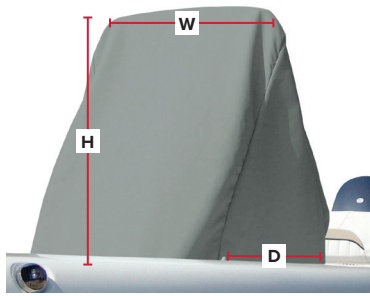
FITS: 2003-2023 MONTAUK 170

DIMENSIONS	SUN-DURA	SUNBRELLA / OUTDURA PREMIUM ACRYLIC
33"H x 37"W x 19"L	10361S	10361A



TIP: To complete the part number, add a dash and the appropriate color code from our Boat Cover Fabrics on pages 5-7.

Example: 84012S-31 for a Sun-DURA® Universal Reversible Seat Cover in Admiral Navy



UNIVERSAL CENTER CONSOLE COVERS

Console covers provide protection for the console, electronic equipment and controls. Our new and improved design now accommodates the forward console seat. We've added a heavy duty adjustable strap system for a more customized fit and heavy duty shock cord in the hem to keep the cover securely in place. Available in all of our boat cover fabrics to match your boat cover (or your boat), as well as in Sunbrella®/Outdura® Premium Acrylic for the widest variety of choices! **For storage only.**

DIMENSIONS	POLY-FLEX II	CAMO	SUN-DURA	SUNBRELLA / OUTDURA PREMIUM ACRYLIC
Small: 36"H x 33"W x 40"D	53012	94001C	84001S	94001
Medium: 46"H x 36"W x 45"D	53013	94002C	84002S	94002
Large: 60"H x 40"W x 50"D	53014	94003C	84003S	94003



CUSTOM-FIT BOSTON WHALER CENTER CONSOLE COVERS

Custom center console covers provide protection for the console, electronic equipment and controls and are specifically designed for select Boston Whaler boats. Available in Sun-DURA® and Sunbrella®/Outdura® Premium Acrylic. **For storage only.**

FITS: 2003 – 2019 MONTAUK 170 / CONSOLE & FORWARD COOLER

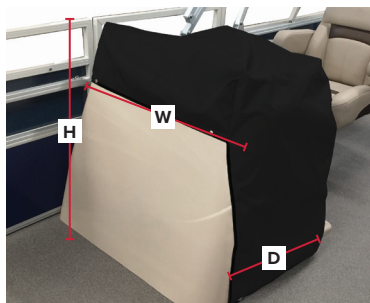
DIMENSIONS	SUN-DURA	SUNBRELLA / OUTDURA PREMIUM ACRYLIC
47"H	10362S	10362A

FITS: 2008 MONTAUK 170 / CONSOLE ONLY

DIMENSIONS	SUN-DURA	SUNBRELLA / OUTDURA PREMIUM ACRYLIC
50"H	10376S	10376A

FITS: 2019-2023 MONTAUK 170 / CONSOLE ONLY

DIMENSIONS	SUN-DURA	SUNBRELLA / OUTDURA PREMIUM ACRYLIC
56"H	10392S	10392A



PONTOON CONSOLE COVERS

Specifically designed to protect pontoon consoles! Solves the problem of ill-fitting standard covers due to the proximity of the console to the side rails. Snap-on cover with 3/8" screw studs installs easily for a customized fit and stays securely in place. Provides protection for the console, electronic equipment, and controls. **For storage only.** Not recommended for trailering.

DIMENSIONS	POLY-FLEX II	SUN-DURA	SUNBRELLA / OUTDURA PREMIUM ACRYLIC
Small: 36"H x 32"W x 23"D	61062F	61062S	61062A
Medium: 36"H x 32"W x 33"D	61063F	61063S	61063A
Large: 36"H x 40"W x 33"D	61064F	61064S	61064A




TIP: To complete the part number, add a dash and the appropriate color code from our Boat Cover Fabrics on pages 5-7.

Example: 61062S-07 for a Small Sun-DURA® Pontoon Console Cover in Red

UNIVERSAL LEANING POST COVERS

Specially designed to protect leaning posts (with or without seat back) on center console style boats. Includes 1/4" strong and durable shock cord encased in the hem & heavy duty attached adjustable strap system for a more customized fit. **For storage only.**

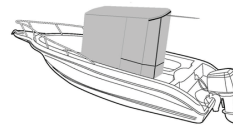
DIMENSIONS	POLY-FLEX II	SUN-DURA	SUNBRELLA / OUTDURA PREMIUM ACRYLIC
47"H x 41"W x 24"D	84013F	84013S	84013A



UNIVERSAL T-TOP COVERS

Accommodates VHF antennas, outrigger mounts, GPS and rod holders. Full zippered entry. Heavy duty sewn-in adjustable strap system with double-adjust buckle for customized fit. Cover comes standard with two support poles. Available in Sun-DURA® and Sunbrella®/Outdura® Premium Acrylic. **For storage only.**

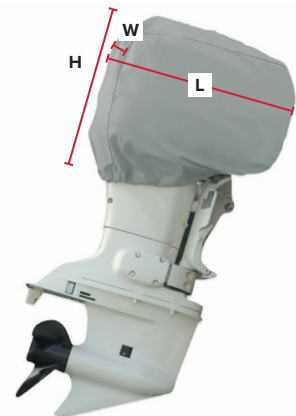
DIMENSIONS	SUN-DURA	SUNBRELLA / OUTDURA PREMIUM ACRYLIC
90"L x 66" W x 84" H	900LGS	900LGA
108"L x 66" W x 84" H	900XLS	900XLA



UNIVERSAL MOTOR COVERS

Available in our primary fabrics to match your boat cover, our Universal Motor Covers are a great option if you are upgrading your motor or simply need a replacement motor cover. Each motor cover has 1/4" draw rope sewn into the hem for easy installation and snug fit. **For storage only.**

SIZE	L	H	W	POLY-FLEX II	CAMO	SUN-DURA	SUNBRELLA / OUTDURA PREMIUM ACRYLIC
MC-5 HP	18"	10"	12"	70000F	70000C	70000S	70000A
MC-10-35 HP	20"	20"	14"	70001F	70001C	70001S	70001A
MC-25 HP	26"	18"	15"	70009F	70009C	70009S	70009A
MC-40-70 HP	25"	18"	15"	70002F	70002C	70002S	70002A
MC-100 HP	25"	26"	19"	70003F	70003C	70003S	70003A
MC-150 HP	31"	29"	18"	70005F	70005C	70005S	70005A
MC-200/250 HP	30"	40"	24"	70006F	70006C	70006S	70006A
MC-350 HP	41"	40"	26"	70007F	70007C	70007S	70007A



Customizable*



*DEALERS: These items are available customized with your 1-color logo (available in Black or White only). Low, 50-piece minimum and attractive pricing for maximum exposure for your dealership. Call us for more information on how to order from your distributor.



CAPTAIN'S CHAIR COVER

Specially designed to protect a Captain's chair from harmful UV damage, dirt, and environmental hazards. Enjoy a clean seat each time the boat is used with this convenient accessory. Each cover has a durable 1/8" braided rope in the hem with cord lock for a secure fit. **For storage only.**

DIMENSIONS	POLY-FLEX II	SUN-DURA	SUNBRELLA / OUTDURA PREMIUM ACRYLIC
32"H x 26"W x 25"D	61061F	61061S	61061A



FISHING CHAIR COVER

Specially designed to protect fishing chairs from harmful UV damage, dirt, and environmental hazards. Enjoy a clean seat each time the boat is used with this convenient accessory. Each cover has a durable 1/8" braided rope in the hem with cord lock for a secure fit. **For storage only.**

DIMENSIONS	POLY-FLEX II	SUN-DURA	SUNBRELLA / OUTDURA PREMIUM ACRYLIC
15"H x 20"W x 20"D	61060F	61060S	61060A



POWER POLE COVERS

Universal power pole covers are an excellent solution for protecting the finish and prolonging the original appearance of these costly anchoring devices. Slip-on design makes for quick and easy installation and removal. Attached strap system with heavy duty buckle keeps the cover securely in place.

DESCRIPTION	SUN-DURA	SUNBRELLA / OUTDURA PREMIUM ACRYLIC
Power Pole Cover - 4 ft.	6000-04S	6000-04A
Power Pole Cover - 6 ft.	6000-06S	6000-06A
Power Pole Cover - 8 ft.	6000-08S	6000-08A
Power Pole Cover - 10 ft.	6000-10S	6000-10A



Customizable*



TALON COVERS

Universal talon covers are an excellent solution for protecting the finish and prolonging the original appearance of these costly anchoring devices. Slip-on design makes for quick and easy installation and removal. Attached strap system with heavy duty buckle keeps the cover securely in place.

DESCRIPTION	SUN-DURA	SUNBRELLA / OUTDURA PREMIUM ACRYLIC
Talon Cover - 8 ft.	6010-08S	6010-08A
Talon Cover - 10 ft.	6010-10S	6010-10A
Talon Cover - 12 ft.	6010-12S	6010-12A



Customizable*



***DEALERS:** These items are available customized with your 1-color logo (available in Black or White only). Low, 50-piece minimum and attractive pricing for maximum exposure for your dealership. Call us for more information on how to order from your distributor.

UNIVERSAL BOAT SKIRTS

Boat skirts protect the hull from UV damage and keep the gel coat and decals looking new. Helps protect from scratches and oxidation. Easy to install with 1-1/2" to 2" OD pipe insulation (not included). Simply insert into skirt pockets and tuck under hem of cover above the rub rail for a secure fit. Boat skirts are available in lengths from 18' to 30' and provide an additional 30" of side coverage for your boat. Sold in pairs for port and starboard side protection. **For storage only.** Not recommended for trailering or mooring.

LENGTH	SUN-DURA	SUNBRELLA / OUTDURA PREMIUM ACRYLIC
18'	64018S	64018A
19'	64019S	64019A
20'	64020S	64020A
21'	64021S	64021A
22'	64022S	64022A
23'	64023S	64023A
24'	64024S	64024A
25'	64025S	64025A
26'	64026S	64026A
27'	64027S	64027A
28'	64028S	64028A
29'	64029S	64029A
30'	64030S	64030A
31'	64031S	64031A
32'	64032S	64032A
33'	64033S	64033A
34'	64034S	64034A
35'	64035S	64035A



Note: To measure for a boat skirt, start at the tip of the bow and follow the curvature of the boat at the rub rail to the stern.

UNIVERSAL STERN SKIRTS

Protects the stern gel coat and swim platform from UV damage, bird droppings, and environmental debris. Easy to install with 1-1/2" to 2" OD pipe insulation (not included). Simply insert into skirt pockets and tuck under hem of cover above the rub rail for a secure fit. Stern skirt is 102" wide and 30" deep. **For storage only.** Not recommended for trailering or mooring.

WIDTH	SUN-DURA	SUNBRELLA / OUTDURA PREMIUM ACRYLIC
102"	65000S	65000A



Note: Other sizes available upon request.



TIP: To complete the part number, add a dash and the appropriate color code from our Boat Cover Fabrics on pages 5-7.

Example: 64031S-02 for a Sun-DURA® 31' Universal Boat Skirt in Black



UNIVERSAL SWIM PLATFORM COVERS

Available in all of our primary fabrics to match your boat cover, our Universal Swim Platform Cover is a great way to keep environmental stains, debris and dust off the swim platform. Essential for pesky bird droppings! Each cover has heavy duty shock cord encased in the hem for a snug fit and a heavy duty, sewn-in strap system for securing the cover to the platform. Easy to clean, fold and store. Cover fits platforms up to 79" wide at the stern, up to 69" wide at the outside edge of the platform and up to 33" deep. **For storage only.**

POLY-FLEX II	SUN-DURA	SUNBRELLA / OUTDURA PREMIUM ACRYLIC
60079F	60079S	60079A



Customizable*



303 MARINE MULTI-SURFACE CLEANER

Thoroughly cleans your boat from bow to stern. Residue-free all-in-one cleaner with ultimate cleaning power. Contains no harsh chemicals, caustics or acids. Removes soaked in, heavy stains on marine vinyl and fabric. Perfect for cleaning boat covers, bimini top fabric, vinyl, stainless steel, chrome, rubber, plastic and more. Safely brightens and rejuvenates marine surfaces. 32 oz. Trigger Sprayer. For general cleaning, use 4 oz. per 1 gallon of warm water.

Order No. 61058



WARNING! Cancer and Reproductive Harm
www.P65Warnings.ca.gov



303 MARINE FABRIC GUARD

Recommended by Sunbrella®. Powerful enough to protect fabrics in the harshest environment . . . outdoors. On outdoor fabrics, 303 High Tech Fabric Guard restores lost water repellency and stain repellency to factory new levels. Resists soiling, impedes mildew formation and helps protect against the sun's harmful UV rays. Proper maintenance with 303 products will add to the life of your boat cover or bimini top fabric, save you money and it's easy! 32 oz. Trigger Sprayer covers 150 to 200 square feet.

Order No. 61053



303 COMBO KIT

Kit which includes both the Marine Multi-Surface Cleaner and Marine Fabric Guard.

Order No. 61057




WARNING! Cancer and Reproductive Harm
www.P65Warnings.ca.gov



***DEALERS:** These items are available customized with your 1-color logo (available in Black or White only). Low, 50-piece minimum and attractive pricing for maximum exposure for your dealership. Call us for more information on how to order from your distributor.



Storage Bag Included



Simple to install and easy to store when not in use

T-SHADE™ T-TOP SHADE EXTENSIONS

Add Valuable Shade and Rain Protection to Your T-Top or Hard Top and Extend Your Day on the Water.

Our T-Shade™ mounts easily to the boat's T-Top with adjustable straps or Hard Top with suction cups and is supported by two fully adjustable 7/8" anodized aluminum poles that mount in the aft rod holders.


Stretchable WeatherMAX® 3D fabric creates a secure, customized fit and is available in three sizes to accommodate the desired amount of coverage. To determine size, measure from aft of T-Top frame to aft of seat(s) you wish to cover.

Features:

- ▶ **FABRIC:** 7.2 oz stretchable WeatherMAX® 3D fabric is made from 100% SaturaMax™ solution-dyed polyester for ultra-high UV resistance. Durable water repellent finish for rain protection. Mold and mildew resistant.
- ▶ **COLORS:** White, Black
- ▶ **SIZES:** All T-Shades stretch to 5 feet wide and are available in 4', 5' & 6' lengths when fully extended
- ▶ **INCLUDES:** Fabric, poles, anti-scratch foam pole grips, mounting straps, suction cups (hard tops only) & storage bag
- ▶ **WARRANTY:** Frame and fabric come with a 5 year limited warranty

4' LENGTH		5' LENGTH		6' LENGTH	
White	Black	White	Black	White	Black
TS4-WHT	TS4-BLK	TS5-WHT	TS5-BLK	TS6-WHT	TS6-BLK


WeatherMAX[®] 3D



White



Black



WeatherMAX® is a registered trademark of Safety Components, Inc. WeatherMAX® 3D is a patent pending fabric. SaturaMAX™ is a registered trademark of Unifi, Inc.



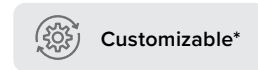
CUSTOM OUTBOARD MOTOR COVERS

Protect Your Motor from Harsh Marine Environments.

WeatherMAX® SG with soft backing to provide an extra level of scratch and scuff resistance for the cowling. 1" polypropylene webbing encased in the hem with heavy duty double pull buckle. Strong and durable solution-dyed polyester. Available for Mercury, Suzuki and Yamaha outboard motors.

Features:

- ▶ **FABRIC:** WeatherMAX® SG (Surface Guard) 10.5 oz solution-dyed polyester with a flannel-like backing. High water resistance combined with real breathability.
- ▶ **COLOR:** Black
- ▶ **INCLUDES:** Motor cover, installation sheet and cleaning instructions
- ▶ **WARRANTY:** 5 year limited warranty




Double Pull Buckles



Soft Backing Protects the Cowling

WeatherMAX^{SG}
What Fabric Can Do™



Black

WeatherMAX® is a registered trademark of Safety Components, Inc. WeatherMAX® SG is a patent pending fabric



***DEALERS:** These items are available customized with your 1-color logo (available in White only). Low, 50-piece minimum and attractive pricing for maximum exposure for your dealership. Call us for more information on how to order from your distributor.

NOW AVAILABLE FOR THESE MODELS

Check website for up-to-date application listings

MERCURY - CUSTOM OUTBOARD MOTOR COVERS		
MODEL / HP	YEAR RANGE	PART #
All L6 SC (2.6L SC)	2006-2022	MC6908-BLK
All V8 (4.6L)	2018-2022	MC6907-BLK
All V6 (3.4L)	2018-2022	MC6906-BLK
Optimax 250 HP, 225 HP, 200 HP/V6 (3.0L)	Thru 2019	MC6905-BLK
FourStroke/SeaPro 150 HP Inline 4 (3.0L)	2012-2024	MC6904-BLK
SeaPro 115 HP, 90 HP, 75 HP (Inline 4 2.1L)	2014-2024	MC6903-BLK
Four Stroke 115 HP, 90 HP, 75 HP (Inline 4 2.1L)	2014-2024	MC6903-BLK
All L4/L4 Inline (1.7L SC)	2005-2024	MC6902-BLK
All 40/50/60 HP	2009-2024	MC6901-BLK
SUZUKI - CUSTOM OUTBOARD MOTOR COVERS		
MODEL / HP	YEAR RANGE	PART #
DF300B / DF350A	2017 - 2022	MC8021-BLK
DF250AP / DF300AP	ALL	MC8013-BLK
DF225 / DF250 / DF250T	2020 - 2022	MC8020-BLK
DF150A / DF175A / DF200A	2012 - 2022	MC8016-BLK
DF150AP / DF175AP / DF200AP	2012 - 2022	MC8016-BLK
DF150 / DF175	2006 - 2022	MC8012-BLK
DF115BG / DF140BG	2020 - 2022	MC8019-BLK
DF115A / DF140A	2012 - 2022	MC8015-BLK
DF140	2002 - 2011	MC8011-BLK
DF70A / DF90A	2009 - 2022	MC8018-BLK
DF40A / DF50A / DF60A	2011 - 2022	MC8017-BLK
DF40AV / DF50AV / DF60AV	2011 - 2022	MC8017-BLK
DF40 / DF50	THRU 2010	MC8010-BLK
DF25A / DF30A	ALL	MC8014-BLK
YAMAHA - CUSTOM OUTBOARD MOTOR COVERS		
MODEL / HP	YEAR RANGE	PART #
Offshore F350 HP / F350C HP	2008 - 2021	MC6924-BLK
Offshore F150 HP / F175 HP (Inline 4)	2008 - 2022	MC6921-BLK
Offshore F200 HP (Inline 4)	2010 - 2022	MC6921-BLK
Offshore F200 HP / F225 HP / F250 HP / F300 HP (4.2L V6)	2008 - 2020	MC6922-BLK
Offshore F225 HP (4.2L V6)	2021 - 2024	MC6927-BLK
V-Max SHO VF200 HP / VF225 HP	2017 - 2021	MC6923-BLK
V-Max SHO VF250 HP	2008 - 2021	MC6923-BLK
V-Max SHO VF200 HP / VF225 HP / VF250 HP	2023 - 2024	MC6925-BLK
V-Max SHO VF115 HP	2017 - 2022	MC6920-BLK
V-Max SHO VF90 HP	2016 - 2022	MC6920-BLK
V-Max SHO 150 HP / 175HP (Inline 4)	2017 - 2022	MC6921-BLK
V-Max VF150 HP / VF175 HP (Inline 4)	2017 - 2022	MC6921-BLK
V-Max VF115 HP	2008 - 2022	MC6920-BLK
F115 HP / F90 HP / F75 HP Midrange	2008 - 2024	MC6920-BLK
F50 HP / F60 HP / F70 HP Midrange	2008 - 2024	MC6919-BLK
F30 HP / F40 HP Midrange	2008 - 2024	MC6918-BLK



BIMINI TOPS

The Beauty, The Quality & The Protection You Need.

Carver Bimini Tops Features:

- ▶ Round Tube Tops feature 7/8" heavy-wall anodized aluminum tubing.
- ▶ Round Tube Tops feature double-walled main bow for added strength and durability.
- ▶ 1" Square Tube Tops feature tough, rigid 1" square satin-finish aluminum tubing.
- ▶ 1.25" Square Tube Tops feature tough, rigid 1.25" square aluminum tubing in clear or black finishes.
- ▶ High-grade domestic nylon fittings standard.
- ▶ Heavy duty type 316 Stainless Steel snap hooks and eye straps.
- ▶ Stainless Steel adjuster buckles and assembly fasteners.
- ▶ 100% marine-grade acrylic fabric binding.
- ▶ Heavy duty marine-grade zipper on storage boot that won't corrode.
- ▶ Weather resistant anti-wick thread used throughout fabric construction.
- ▶ Professional stitching, no raw edges.
- ▶ Production in our own, state-of-the-art manufacturing facility in South Carolina.
- ▶ The best warranty in the business based on fabric selection. For warranty information by fabric, please visit the Warranty Information page of our website, CarverCovers.com.

Don't be fooled! Other bimini tops on the market may be lower in price, but beware of inferior construction. Never purchase a bimini top with wire hooks or plastic eye straps! These are key stress points that require quality fittings to prevent your top from failing. *All Carver bimini tops are available in a selection of carefully engineered fabrics to provide protection in a wide variety of colors to compliment your boat.*

Our online **Find Your Cover Tool** helps take the guesswork out of choosing the right part number for your bimini top. Over 40 years of developing patterns for a vast array of boat manufacturers and model years has enabled us to create the most comprehensive database of bimini tops for boats ranging from model year 1958 to present. We currently have hundreds of thousands of pattern applications in a variety of fabrics and colors to give you the most extensive selection available anywhere!



WE KNOW QUALITY.

How to Order Carver Bimini Tops:

Carver offers three options for purchasing Bimini Tops.

- ▶ **Complete Bimini Top Kit, Ready-to-Assemble**
Includes fabric, boot and frame in one FedEx-able package with detailed assembly instructions.
- ▶ **Complete Bimini Top Kit, Fully-Assembled / Ready-to-Install**
Includes fabric, boot and frame completely assembled. Truck shipment only.
- ▶ **Separate Frame & Fabric/Boot Series**
Keep more fabric colors on your shelves and spend less on your total inventory with our separate item ordering system. Order as many fabric colors as you'd like with as few frames as you need for the most flexible inventory. These products are all FedEx-able.

All Bimini Top Fabric Orders Include:

- ▶ Bimini Top fabric & storage boot in matching fabric.
- ▶ Instructions for easy installation.
- ▶ Heavy duty marine-grade zipper on storage boot won't corrode.
- ▶ Sewn to custom-fit Carver frame.
- ▶ 100% acrylic marine-grade binding.
- ▶ Center bow adjustment straps for adjusting crown (3-Bow and 4-Bow Tops).*
- ▶ Limited warranty (length of warranty depends on fabric selection).

*Exceptions will apply for square tube bimini top fabrics designed w/ zippered sleeves and light cut-outs.

All Round Tube 2-Bow, 3-Bow & 4-Bow Frame Orders Include:

- ▶ High-grade black nylon fittings with Stainless Steel assembly fasteners.
- ▶ 7/8" heavy-wall anodized round aluminum tubing.
- ▶ **Double-walled main bow on all 3-Bow and 4-Bow Tops for added strength and durability.**
- ▶ Heavy duty Stainless Steel snap hooks.
- ▶ Four heavy duty hold-down straps.
- ▶ All mounting hardware included. Universal deck mounts are standard on every Carver frame.
- ▶ Instructions for easy installation.
- ▶ 5 Year Limited Warranty on all frames.

Need Stainless Steel? Ordering is Easy!

Most Carver round tube frames, both "ready-to-assemble" (FedEx-able) and "ready-to-install" (fully assembled, ships by truck) are available with the following upgrades:

- ▶ Replace nylon fittings on aluminum frame with Stainless Steel fittings by simply adding "(SS)" to your part number!
Examples: A5475TB(SS)-04 for Truck Shipment OR A5475UB(SS)-04 for FedEx Shipment.
- ▶ Replace aluminum frame and nylon fittings with Stainless Steel frame and Stainless Steel fittings by following example part numbers - Truck Shipment Example: Change A5475TB-04 to A5475SB-04 / FedEx Shipment Example: Change A5475UB-04 to A5475SUB-04

At Carver, we use only the highest grade marine fabrics and components available. Years of extensive testing and our never-ending quest for new technology make our fabric offerings the finest available anywhere.

Additional warranty information can be found at www.CarverCovers.com in the Customer Care menu.

Superior Quality

We proudly manufacture our covers and tops with solution-dyed marine acrylic from these fine suppliers:



Sunbrella® is a registered trademark of Glen Raven, Inc.



Outdura® is a registered trademark of Sattler Corporation.

- ▶ 100% Solution-Dyed Marine Acrylic, 9.25 oz.
- ▶ Highly UV and mildew resistant
- ▶ Superior resistance to fading and rot
- ▶ Extremely water repellent
- ▶ Superior sun blockage
- ▶ Breathable to help allow interior moisture to escape
- ▶ 10 Year Limited Warranty



We recommend light colors (*) to best deflect the sun, keeping the interior of your boat as cool as possible.

	Charcoal Color Code: -01		Aruba Color Code: -26
	Jet Black Color Code: -02		Capri Color Code: -25
	Persian Green Color Code: -03		Linen* Color Code: -12
	Pacific Blue Color Code: -04		Forest Green Color Code: -15
	Captain Navy Color Code: -05		Toast* Color Code: -16
	Jockey Red Color Code: -07		Aquamarine Color Code: -17
	Burgundy Color Code: -08		Silver* Color Code: -21
	Royal Blue Tweed Color Code: -09		Ocean Blue Color Code: -28
	Cadet Gray* Color Code: -10		Marine Blue Color Code: -30
	Mediterranean Blue Color Code: -18		Natural* Color Code: -40

AVAILABLE IN:

- Round Tube Bimini Tops
- Square Tube Bimini Tops
- Bimini Top Super Sport Edition
- 2-Bow Collapsible Bimini Tops
- Universal Tower Bimini Tops



Excellent Quality

Sun-DURA®

AVAILABLE IN:

- Round Tube Bimini Tops
- Square Tube Bimini Tops
- Bimini Top Super Sport Edition
- 2-Bow Collapsible Bimini Tops

Sun-DURA® is a registered trademark of Carver by Covercraft Industries, LLC.

- ▶ 100% Solution-Dyed Marine Polyester, 600 Denier x 600 Denier, 7.6 oz.
- ▶ Sun-DURA® colors are part of the polyester fiber itself so the color goes completely through the fiber instead of being just on the surface
- ▶ 100% Polyurethane Finish Coating
- ▶ Excellent UV and mildew resistant
- ▶ Excellent resistance to fading and rot
- ▶ Extremely water repellent
- ▶ Excellent sun blockage
- ▶ Excellent against cold-cracking
- ▶ Breathable to help allow interior moisture to escape
- ▶ 7 Year Limited Warranty

	Storm Gray Color Code: -01		Mist Gray* Color Code: -11
	Black Color Code: -02		Green Color Code: -15
	Teal Color Code: -03		Khaki* Color Code: -22
	Pacific Blue Mist Color Code: -04		Yellow Color Code: -29
	Red Color Code: -07		Admiral Navy Color Code: -31
	Maroon Color Code: -08		White* Color Code: -40

We recommend light colors (*) to best deflect the sun, keeping the interior of your boat as cool as possible.

Very Good Quality




Sun-DURA® SPORT

AVAILABLE IN:

- Standard 1.25" Square Tube Bimini Tops

Sun-DURA® is a registered trademark of Carver by Covercraft Industries, LLC.

- ▶ 100% Solution-Dyed Marine Polyester, 600 Denier x 600 Denier, 7 oz.
- ▶ Sun-DURA® SPORT colors are part of the polyester fiber itself so the color goes completely through instead of being just on the surface
- ▶ 100% polyurethane finish coating
- ▶ Very good UV protection and mildew resistant
- ▶ Excellent resistance to fading and rot
- ▶ Extremely water repellent
- ▶ Excellent sun blockage
- ▶ Excellent against cold-cracking
- ▶ Breathable to help allow interior moisture to escape
- ▶ 4 year limited warranty

	Black Color Code: -19
	Blue Color Code: -13
	Light Gray* Color Code: -06

We recommend light colors (*) to best deflect the sun, keeping the interior of your boat as cool as possible.

Excellent Quality

CAMOUFLAGE

AVAILABLE IN:

- Round Tube Bimini Tops
- Bimini Top Super Sport Edition

Camouflage Bimini Tops come standard with a matte black aluminum frame.

- ▶ 100% Marine Polyester, 600 Denier x 600 Denier, 6.8 oz.
- ▶ Strong and durable
- ▶ Exceptional tear strength
- ▶ Excellent UV and mildew resistant
- ▶ Extremely water repellent
- ▶ Excellent resistance to fading and rot
- ▶ Excellent sun blockage
- ▶ Breathable to help allow interior moisture to escape
- ▶ Durable Water Repellency (DWR)
- ▶ 3 Year Limited Warranty



	Break-Up Country Color Code: -BUP
	Shadow Grass Blades Color Code: -SG

Mossy Oak® is a trademark used under license from Haas Outdoors, Inc. by Covercraft Industries, LLC. Official licensed product of Haas Outdoors, Inc., West Point, MS 39773.

2-BOW ROUND TUBE BIMINI TOPS WITHOUT MATCHING STORAGE BOOT

Top Height: 42" / Top Length: 5'6"

Ideal For: V-Hull Fishing Boats, Jon Style Bass Boats, Open Jon Boats and Inflatable Boats



COMPLETE TOP KIT, READY-TO-ASSEMBLE - FedEx-able

FITS WIDTHS	SUN-DURA	SUNBRELLA / OUTDURA PREMIUM ACRYLIC
47" to 52"	S4247U	A4247U
53" to 62"	S4257U	A4257U
63" to 73"	S4267U	A4267U
74" to 84"	S4278U	A4278U

COMPLETE TOP KIT, FULLY-ASSEMBLED - Ships by Truck

FITS WIDTHS	SUN-DURA	SUNBRELLA / OUTDURA PREMIUM ACRYLIC
47" to 52"	S4247T	A4247T
53" to 62"	S4257T	A4257T
63" to 73"	S4267T	A4267T
74" to 84"	S4278T	A4278T



Matching Storage Boot Sold Separately

Note: Mounting hardware for inflatable boats is sold separately. To order, see page 99.

2-BOW ROUND TUBE BIMINI TOPS WITH MATCHING STORAGE BOOT

Top Height: 42" / Top Length: 5'6"

Ideal For: V-Hull Fishing Boats, Jon Style Bass Boats, Open Jon Boats and Inflatable Boats



COMPLETE TOP KIT, READY-TO-ASSEMBLE - FedEx-able

FITS WIDTHS	SUN-DURA	SUNBRELLA / OUTDURA PREMIUM ACRYLIC
47" to 52"	S4247UB	A4247UB
53" to 62"	S4257UB	A4257UB
63" to 73"	S4267UB	A4267UB
74" to 84"	S4278UB	A4278UB

COMPLETE TOP KIT, FULLY-ASSEMBLED - Ships by Truck

FITS WIDTHS	SUN-DURA	SUNBRELLA / OUTDURA PREMIUM ACRYLIC
47" to 52"	S4247TB	A4247TB
53" to 62"	S4257TB	A4257TB
63" to 73"	S4267TB	A4267TB
74" to 84"	S4278TB	A4278TB



Matching Storage Boot Included

Note: Mounting hardware for inflatable boats is sold separately. To order, see page 99.



NOTE: Mounting hardware for inflatable boats are sold separately. See Bimini Top Accessories on pages 99-101.

2-BOW ROUND TUBE COLLAPSIBLE / REMOVABLE BIMINI TOPS

Top Height: 42” / **Top Length:** 5’6”

Designed for inflatable boats. It’s unique internal spring button, quick disconnect and storage boot carrying handle makes this bimini top quick and easy to take on the go.

Ideal For: Small fishing boats (such as V-Hull Fishing Boats and Jon Boats)

Includes: Mounting hardware for installation on small fishing boats, Stainless Steel quick release pins with lanyards for easy installation and removal from deck hinges and matching storage boot with convenient carrying handle.



COMPLETE TOP KIT, READY-TO-ASSEMBLE - FedEx-able

FITS WIDTHS	SUN-DURA	SUNBRELLA / OUTDURA PREMIUM ACRYLIC
47” to 52”	S4250UB	A4250UB
53” to 62”	S4251UB	A4251UB



Matching Storage Boot Included

Note: Mounting hardware for inflatable boats is sold separately. To order, see page 99.

3-BOW ROUND TUBE BIMINI TOPS

Top Height: 30” / **Top Length:** 5’

Ideal For: Tournament Ski Boats, V-Hull, Runabout Boats and Ski Boats

COMPLETE TOP KIT, READY-TO-ASSEMBLE - FedEx-able

FITS WIDTHS	SUN-DURA	SUNBRELLA / OUTDURA PREMIUM ACRYLIC
54” to 60”	S3057UB	A3057UB
61” to 66”	S3063UB	A3063UB
67” to 72”	S3069UB	A3069UB
73” to 78”	S3075UB	A3075UB
79” to 84”	S3081UB	A3081UB
85” to 90”	S3087UB	A3087UB
91” to 96”	S3093UB	A3093UB
97” to 102”	S3099UB	A3099UB



COMPLETE TOP KIT, FULLY-ASSEMBLED - Ships by Truck

FITS WIDTHS	SUN-DURA	SUNBRELLA / OUTDURA PREMIUM ACRYLIC
54” to 60”	S3057TB	A3057TB
61” to 66”	S3063TB	A3063TB
67” to 72”	S3069TB	A3069TB
73” to 78”	S3075TB	A3075TB
79” to 84”	S3081TB	A3081TB
85” to 90”	S3087TB	A3087TB
91” to 96”	S3093TB	A3093TB
97” to 102”	S3099TB	A3099TB



Matching Storage Boot Included

3-BOW ROUND TUBE BIMINI TOPS

Top Height: 30"/35" / **Top Length:** 6'

Ideal For: Tournament Ski Boats, V-Hull Runabout Boats and Ski Boats



Note: 35" top height can easily be cut down as low as 30" for an even greater low-profile appearance. Sleek canvas design eliminates the traditional valances for a clean streamlined appearance.

For the benefit of our stocking dealers, we also offer this series with fabric and frame separates. This enables our dealers to stock fewer frames and an assortment of fabrics for the most flexible inventory.

SEPARATE FRAME & FABRIC/BOOT SERIES

FITS WIDTHS	FRAME ONLY	SEPARATE FABRIC & BOOT ONLY	
	FEDEX-ABLE FRAME ONLY	SUN-DURA	SUNBRELLA / OUTDURA PREMIUM ACRYLIC
61" to 66"	55101	101S	101A
67" to 72"	55102	102S	102A
73" to 78"	55103	103S	103A
79" to 84"	55104	104S	104A
85" to 90"	55105	105S	105A

COMPLETE TOP KIT, READY-TO-ASSEMBLE - FedEx-able

FITS WIDTHS	SUN-DURA	SUNBRELLA / OUTDURA PREMIUM ACRYLIC
54" to 60"	S3557UB	A3557UB
61" to 66"	S3563UB	A3563UB
67" to 72"	S3569UB	A3569UB
73" to 78"	S3575UB	A3575UB
79" to 84"	S3581UB	A3581UB
85" to 90"	S3587UB	A3587UB
91" to 96"	S3593UB	A3593UB
97" to 102"	S3599UB	A3599UB

COMPLETE TOP KIT, FULLY-ASSEMBLED - Ships by Truck

FITS WIDTHS	SUN-DURA	SUNBRELLA / OUTDURA PREMIUM ACRYLIC
54" to 60"	S3557TB	A3557TB
61" to 66"	S3563TB	A3563TB
67" to 72"	S3569TB	A3569TB
73" to 78"	S3575TB	A3575TB
79" to 84"	S3581TB	A3581TB
85" to 90"	S3587TB	A3587TB
91" to 96"	S3593TB	A3593TB
97" to 102"	S3599TB	A3599TB



Matching Storage Boot Included (Excl. Frame Only)

Note: 35" high frame can easily be cut down to as low as 30" for a sleek, low-profile appearance.

UPGRADE TO STAINLESS STEEL FITTINGS BY ADDING (SS) TO YOUR PART NUMBER.

Examples: A3575TB(SS)-04 for Truck Shipment OR A3575UB(SS)-04 for FedEx Shipment.

UPGRADE TO A COMPLETE STAINLESS STEEL FRAME WITH STAINLESS STEEL FITTINGS BY FOLLOWING EXAMPLE PART NUMBERS BELOW:

Truck Shipment Example: Change A3575TB-04 to A3575SB-04 / FedEx Shipment Example: Change A3575UB-04 to A3575SUB-04



TIP: To complete the part number, add a dash and the appropriate color code from our Bimini Top Fabrics on pages 70-71.

Example: A3557TB-30 for a 54" to 60" Sunbrella®/Outdura® 3-Bow Round Tube Bimini Top in Marine Blue

3-BOW ROUND TUBE BIMINI TOPS

Top Height: 36" / **Top Length:** 6'

Ideal For: V-Hull Runabout Boats, Tri-Hull Boats, Cuddy Cabin Boats and Walk-Around Cuddy Cabin Boats

COMPLETE TOP KIT, READY-TO-ASSEMBLE - FedEx-able

FITS WIDTHS	SUN-DURA	SUNBRELLA / OUTDURA PREMIUM ACRYLIC
54" to 60"	S3657UB	A3657UB
61" to 66"	S3663UB	A3663UB
67" to 72"	S3669UB	A3669UB
73" to 78"	S3675UB	A3675UB
79" to 84"	S3681UB	A3681UB
85" to 90"	S3687UB	A3687UB
91" to 96"	S3693UB	A3693UB
97" to 102"	S3699UB	A3699UB



COMPLETE TOP KIT, FULLY-ASSEMBLED - Ships by Truck

FITS WIDTHS	SUN-DURA	SUNBRELLA / OUTDURA PREMIUM ACRYLIC
54" to 60"	S3657TB	A3657TB
61" to 66"	S3663TB	A3663TB
67" to 72"	S3669TB	A3669TB
73" to 78"	S3675TB	A3675TB
79" to 84"	S3681TB	A3681TB
85" to 90"	S3687TB	A3687TB
91" to 96"	S3693TB	A3693TB
97" to 102"	S3699TB	A3699TB



Matching Storage Boot Included

UPGRADE TO STAINLESS STEEL FITTINGS BY ADDING (SS) TO YOUR PART NUMBER.

Examples: A3681TB(SS)-04 for Truck Shipment OR A3681UB(SS)-04 for FedEx Shipment.

UPGRADE TO A COMPLETE STAINLESS STEEL FRAME WITH STAINLESS STEEL FITTINGS BY FOLLOWING EXAMPLE PART NUMBERS BELOW:

Truck Shipment Example: Change A3681TB-04 to A3681SB-04 / FedEx Shipment Example: Change A3681UB-04 to A3681SUB-04



36" H / 6' L 3-BOW ROUND TUBE BIMINI TOPS



NOTE: Brace kits, slide track kits and other optional accessories are sold separately. See Bimini Top Accessories on pages 99-101.

3-BOW ROUND TUBE BIMINI TOPS

Top Height: 46"/36" / **Top Length:** 6'

36" High Bimini Tops are Ideal For: Day Cruisers, V-Hull Runabout Boats, Tri-Hull Boats, Cuddy Cabin Boats and Walk-Around Cuddy Cabin Boats

46" High Bimini Tops are Ideal For: Day Cruisers, Cuddy Cabin Boats, Bass Boats, Fish & Ski Boats, V-Hull Fishing Boats with Side Console & Walk-Thru Windshield, Walk Around Cuddy Boats and Whaler Style Boats



SEPARATE FRAME & FABRIC/BOOT SERIES

FITS WIDTHS	FRAME ONLY	SEPARATE FABRIC & BOOT ONLY	
	FEDEX-ABLE FRAME ONLY	SUN-DURA	SUNBRELLA / OUTDURA PREMIUM ACRYLIC
54" to 60"	55600	600S	600A
61" to 66"	55601	601S	601A
67" to 72"	55602	602S	602A
73" to 78"	55603	603S	603A
79" to 84"	55604	604S	604A
85" to 90"	55605	605S	605A
91" to 96"	55606	606S	606A
97" to 102"	55607	607S	607A

Note: For the benefit of our stocking dealers, we offer this series with frames that can be easily cut down from 46" to 36". This enables our dealers to stock fewer frames and an assortment of fabrics that will fit either height frame for the most flexible inventory. If you are seeking an out-of-factory 36" or 46" high bimini top, please refer to the individual 36" or 46" high Full Top Kit Bimini Top charts on pages 75 and 77.



Matching Storage Boot Included (Excl. Frame Only)



46"/36"H / 6'L 3-BOW ROUND TUBE BIMINI TOP



NOTE: Brace kits, slide track kits and other optional accessories are sold separately. See Bimini Top Accessories on pages 99-101.

46" Top Can Easily be Cut Down to 36"

3-BOW ROUND TUBE BIMINI TOPS

Top Height: 46" / **Top Length:** 6'

Ideal For: Day Cruisers, Cuddy Cabin Boats, Bass Boats, Fish & Ski Boats, V-Hull Fishing Boats with Side Console & Walk-Thru Windshield, Walk-Around Cuddy Boats and Whaler Styler Boats

COMPLETE TOP KIT, READY-TO-ASSEMBLE - FedEx-able

FITS WIDTHS	SUN-DURA	SUNBRELLA / OUTDURA PREMIUM ACRYLIC
54" to 60"	S4657UB	A4657UB
61" to 66"	S4663UB	A4663UB
67" to 72"	S4669UB	A4669UB
73" to 78"	S4675UB	A4675UB
79" to 84"	S4681UB	A4681UB
85" to 90"	S4687UB	A4687UB
91" to 96"	S4693UB	A4693UB
97" to 102"	S4699UB	A4699UB



COMPLETE TOP KIT, FULLY-ASSEMBLED - Ships by Truck

FITS WIDTHS	SUN-DURA	SUNBRELLA / OUTDURA PREMIUM ACRYLIC
54" to 60"	S4657TB	A4657TB
61" to 66"	S4663TB	A4663TB
67" to 72"	S4669TB	A4669TB
73" to 78"	S4675TB	A4675TB
79" to 84"	S4681TB	A4681TB
85" to 90"	S4687TB	A4687TB
91" to 96"	S4693TB	A4693TB
97" to 102"	S4699TB	A4699TB



Matching Storage Boot Included



46" H / 6' L 3-BOW ROUND TUBE BIMINI TOP



TIP: To complete the part number, add a dash and the appropriate color code from our Bimini Top Fabrics on pages 70-71.

Example: A4657UB-10 for a 54" to 60" Sunbrella®/Outdura® 3-Bow Round Tube Bimini Top in Cadet Gray

3-BOW ROUND TUBE BIMINI TOPS

Top Height: 54" / Top Length: 6'

Ideal For: Center Console Fishing Boats, Whaler Style Boats and Center Console Bay Style Boats



SEPARATE FRAME & FABRIC/BOOT SERIES

FITS WIDTHS	FRAME ONLY	SEPARATE FABRIC & BOOT ONLY	
	FEDEX-ABLE FRAME ONLY	SUN-DURA	SUNBRELLA / OUTDURA PREMIUM ACRYLIC
54" to 60"	55400	400S	400A
61" to 66"	55401	401S	401A
67" to 72"	55402	402S	402A
73" to 78"	55403	403S	403A
79" to 84"	55404	404S	404A
85" to 90"	55405	405S	405A
91" to 96"	55406	406S	406A
97" to 102"	55407	407S	407A

COMPLETE TOP KIT, READY-TO-ASSEMBLE - FedEx-able

FITS WIDTHS	SUN-DURA	SUNBRELLA / OUTDURA PREMIUM ACRYLIC
49" to 53"	S5451UB	A5451UB
54" to 60"	S5457UB	A5457UB
61" to 66"	S5463UB	A5463UB
67" to 72"	S5469UB	A5469UB
73" to 78"	S5475UB	A5475UB
79" to 84"	S5481UB	A5481UB
85" to 90"	S5487UB	A5487UB
91" to 96"	S5493UB	A5493UB
97" to 102"	S5499UB	A5499UB

COMPLETE TOP KIT, FULLY-ASSEMBLED - Ships by Truck

FITS WIDTHS	SUN-DURA	SUNBRELLA / OUTDURA PREMIUM ACRYLIC
49" to 53"	S5451TB	A5451TB
54" to 60"	S5457TB	A5457TB
61" to 66"	S5463TB	A5463TB
67" to 72"	S5469TB	A5469TB
73" to 78"	S5475TB	A5475TB
79" to 84"	S5481TB	A5481TB
85" to 90"	S5487TB	A5487TB
91" to 96"	S5493TB	A5493TB
97" to 102"	S5499TB	A5499TB



Matching Storage Boot Included (Excl. Frame Only)



NOTE: Brace kits, slide track kits and other optional accessories are sold separately. See Bimini Top Accessories on pages 99-101.

3-BOW ROUND TUBE BIMINI TOPS

Top Height: 60” / **Top Length:** 6’

Ideal For: Bay Style Fishing Boats and Whaler Style Boats

COMPLETE TOP KIT, READY-TO-ASSEMBLE - FedEx-able

FITS WIDTHS	SUN-DURA	SUNBRELLA / OUTDURA PREMIUM ACRYLIC
54” to 60”	S6057UB	A6057UB
61” to 66”	S6063UB	A6063UB
67” to 72”	S6069UB	A6069UB
73” to 78”	S6075UB	A6075UB
79” to 84”	S6081UB	A6081UB
85” to 90”	S6087UB	A6087UB
91” to 96”	S6093UB	A6093UB
97” to 102”	S6099UB	A6099UB



COMPLETE TOP KIT, FULLY-ASSEMBLED - Ships by Truck

FITS WIDTHS	SUN-DURA	SUNBRELLA / OUTDURA PREMIUM ACRYLIC
54” to 60”	S6057TB	A6057TB
61” to 66”	S6063TB	A6063TB
67” to 72”	S6069TB	A6069TB
73” to 78”	S6075TB	A6075TB
79” to 84”	S6081TB	A6081TB
85” to 90”	S6087TB	A6087TB
91” to 96”	S6093TB	A6093TB
97” to 102”	S6099TB	A6099TB



Matching Storage Boot Included



60”H / 6’L 3-BOW ROUND TUBE BIMINI TOP



TIP: To complete the part number, add a dash and the appropriate color code from our Bimini Top Fabrics on pages 70-71.
 Example: A6063TB-07 for a 61” to 66” Sunbrella®/Outdura® 3-Bow Round Tube Bimini Top in Jockey Red

4-BOW ROUND TUBE BIMINI TOPS

Top Height: 36" / **Top Length:** 8'

Ideal For: Cuddy Cabin Boats, Performance Style Boats and V-Hull Runabout Boats



By popular demand, a sleek low top with a full 8-foot long fabric to protect the entire family!

COMPLETE TOP KIT, READY-TO-ASSEMBLE - FedEx-able

FITS WIDTHS	SUN-DURA	SUNBRELLA / OUTDURA PREMIUM ACRYLIC
54" to 60"	4S3657UB	4A3657UB
61" to 66"	4S3663UB	4A3663UB
67" to 72"	4S3669UB	4A3669UB
73" to 78"	4S3675UB	4A3675UB
79" to 84"	4S3681UB	4A3681UB
85" to 90"	4S3687UB	4A3687UB
91" to 96"	4S3693UB	4A3693UB
97" to 102"	4S3699UB	4A3699UB

COMPLETE TOP KIT, FULLY-ASSEMBLED - Ships by Truck

FITS WIDTHS	SUN-DURA	SUNBRELLA / OUTDURA PREMIUM ACRYLIC
54" to 60"	4S3657TB	4A3657TB
61" to 66"	4S3663TB	4A3663TB
67" to 72"	4S3669TB	4A3669TB
73" to 78"	4S3675TB	4A3675TB
79" to 84"	4S3681TB	4A3681TB
85" to 90"	4S3687TB	4A3687TB
91" to 96"	4S3693TB	4A3693TB
97" to 102"	4S3699TB	4A3699TB



Matching Storage Boot Included



36" H / 8' L 4-BOW ROUND TUBE BIMINI TOP



NOTE: Brace kits, slide track kits and other optional accessories are sold separately. See Bimini Top Accessories on pages 99-101.

4-BOW ROUND TUBE BIMINI TOPS

Top Height: 48" / **Top Length:** 8'

Ideal For: Center Console Bay Style Boats, Center Console Fishing Boats and Deck Boats

COMPLETE TOP KIT, READY-TO-ASSEMBLE - FedEx-able

FITS WIDTHS	SUN-DURA	SUNBRELLA / OUTDURA PREMIUM ACRYLIC
54" to 60"	S4857UB	A4857UB
61" to 66"	S4863UB	A4863UB
67" to 72"	S4869UB	A4869UB
73" to 78"	S4875UB	A4875UB
79" to 84"	S4881UB	A4881UB
85" to 90"	S4887UB	A4887UB
91" to 96"	S4893UB	A4893UB
97" to 102"	S4899UB	A4899UB



COMPLETE TOP KIT, FULLY-ASSEMBLED - Ships by Truck

FITS WIDTHS	SUN-DURA	SUNBRELLA / OUTDURA PREMIUM ACRYLIC
54" to 60"	S4857TB	A4857TB
61" to 66"	S4863TB	A4863TB
67" to 72"	S4869TB	A4869TB
73" to 78"	S4875TB	A4875TB
79" to 84"	S4881TB	A4881TB
85" to 90"	S4887TB	A4887TB
91" to 96"	S4893TB	A4893TB
97" to 102"	S4899TB	A4899TB



Matching Storage Boot Included

UPGRADE TO STAINLESS STEEL FITTINGS BY ADDING (SS) TO YOUR PART NUMBER.

Examples: A4887TB(SS)-04 for Truck Shipment OR A4887UB(SS)-04 for FedEx Shipment.

UPGRADE TO A COMPLETE STAINLESS STEEL FRAME WITH STAINLESS STEEL FITTINGS BY FOLLOWING EXAMPLE PART NUMBERS BELOW:

Truck Shipment Example: Change A4887TB-04 to A4887SB-04 / FedEx Shipment Example: Change A4887UB-04 to A4887SUB-04



48" H / 8' L 4-BOW ROUND TUBE BIMINI TOPS



TIP: To complete the part number, add a dash and the appropriate color code from our Bimini Top Fabrics on pages 70-71.

Example: A4893UB-16 for a 91" to 96" Sunbrella®/Outdura® 4-Bow Round Tube Bimini Top in Toast

4-BOW ROUND TUBE BIMINI TOPS

Top Height: 54" / **Top Length:** 8'

Ideal For: Center Console Bay Style Boats and Center Console Fishing Boats



COMPLETE TOP KIT, READY-TO-ASSEMBLE - FedEx-able

FITS WIDTHS	SUN-DURA	SUNBRELLA / OUTDURA PREMIUM ACRYLIC
54" to 60"	4S5457UB	4A5457UB
61" to 66"	4S5463UB	4A5463UB
67" to 72"	4S5469UB	4A5469UB
73" to 78"	4S5475UB	4A5475UB
79" to 84"	4S5481UB	4A5481UB
85" to 90"	4S5487UB	4A5487UB
91" to 96"	4S5493UB	4A5493UB
97" to 102"	4S5499UB	4A5499UB

COMPLETE TOP KIT, FULLY-ASSEMBLED - Ships by Truck

FITS WIDTHS	SUN-DURA	SUNBRELLA / OUTDURA PREMIUM ACRYLIC
54" to 60"	4S5457TB	4A5457TB
61" to 66"	4S5463TB	4A5463TB
67" to 72"	4S5469TB	4A5469TB
73" to 78"	4S5475TB	4A5475TB
79" to 84"	4S5481TB	4A5481TB
85" to 90"	4S5487TB	4A5487TB
91" to 96"	4S5493TB	4A5493TB
97" to 102"	4S5499TB	4A5499TB



Matching Storage Boot Included

UPGRADE TO STAINLESS STEEL FITTINGS BY ADDING (SS) TO YOUR PART NUMBER.

Examples: 4A5487TB(SS)-04 for Truck Shipment OR 4A5487UB(SS)-04 for FedEx Shipment.

UPGRADE TO A COMPLETE STAINLESS STEEL FRAME WITH STAINLESS STEEL FITTINGS BY FOLLOWING EXAMPLE PART NUMBERS BELOW:

Truck Shipment Example: Change 4A5487TB-04 to 4A5487SB-04 / FedEx Shipment Example: Change 4A5487UB-04 to 4A5487SUB-04



48" H / 8' L 4-BOW ROUND TUBE BIMINI TOPS



NOTE: Brace kits, slide track kits and other optional accessories are sold separately. See Bimini Top Accessories on pages 99-101.

4-BOW ROUND TUBE BIMINI TOPS

Top Height: 60” / **Top Length:** 8’

Ideal For: Center Console Bay Style Boats, Center Console Fishing Boats and Deck Boats

COMPLETE TOP KIT, READY-TO-ASSEMBLE - FedEx-able

FITS WIDTHS	SUN-DURA	SUNBRELLA / OUTDURA PREMIUM ACRYLIC
54” to 60”	4S6057UB	4A6057UB
61” to 66”	4S6063UB	4A6063UB
67” to 72”	4S6069UB	4A6069UB
73” to 78”	4S6075UB	4A6075UB
79” to 84”	4S6081UB	4A6081UB
85” to 90”	4S6087UB	4A6087UB
91” to 96”	4S6093UB	4A6093UB
97” to 102”	4S6099UB	4A6099UB



COMPLETE TOP KIT, FULLY-ASSEMBLED - Ships by Truck

FITS WIDTHS	SUN-DURA	SUNBRELLA / OUTDURA PREMIUM ACRYLIC
54” to 60”	4S6057TB	4A6057TB
61” to 66”	4S6063TB	4A6063TB
67” to 72”	4S6069TB	4A6069TB
73” to 78”	4S6075TB	4A6075TB
79” to 84”	4S6081TB	4A6081TB
85” to 90”	4S6087TB	4A6087TB
91” to 96”	4S6093TB	4A6093TB
97” to 102”	4S6099TB	4A6099TB



Matching Storage Boot Included



60”H / 8’L 4-BOW ROUND TUBE BIMINI TOP



TIP: To complete the part number, add a dash and the appropriate color code from our Bimini Top Fabrics on pages 70-71.

Example: 4A6057UB-17 for a 54” to 60” Sunbrella/Outdura® 4-Bow Round Tube Bimini Top in Aquamarine

FEATURES FOR ALL 4-BOW SQUARE TUBE PONTOON BIMINI TOPS

Carver 4-Bow Square Tube Bimini Tops are designed for pontoon boats. The **tough, rigid 1" square satin-finish tube** compliments the rails on the pontoon boat. All 4-bow square tube bimini tops come with an **attached rear brace kit with quick release pins, high-grade domestic nylon fittings** and **matching zippered storage boot**. The **10-foot top** comes standard with both front and rear braces.

Dealers, keep more fabric colors on your shelves and spend less on your total inventory with our separate item ordering system for 4-bow pontoon bimini tops. Order as many fabric colors as you'd like with as few frames as you need for the most flexible inventory. These products are all FedEx-able.

STANDARD 1" PONTOON BIMINI TOP

Separate fabric and frames stocked by most distributors. Bimini top comes standard with matching storage boot and has full sleeves, without zippers and does not have a cut-out for a running light.

Top Height: 48" / **Top Length:** 8' / **Fits Deck Widths:** 96" to 102"



SEPARATE FRAME & FABRIC/BOOT SERIES, READY-TO-ASSEMBLE - FedEx-able

FRAME ONLY	SEPARATE FABRIC & BOOT ONLY	
FEDEX-ABLE FRAME ONLY	SUN-DURA	SUNBRELLA / OUTDURA PREMIUM ACRYLIC
50510	510S	510A

STANDARD COMPLETE TOP KIT, READY-TO-ASSEMBLE - FedEx-able

SUN-DURA	SUNBRELLA / OUTDURA PREMIUM ACRYLIC
S(8SQ)4893UB	A(8SQ)4893UB

STANDARD COMPLETE TOP KIT, FULLY-ASSEMBLED - Ships by Truck

SUN-DURA	SUNBRELLA / OUTDURA PREMIUM ACRYLIC
S(8SQ)4893TB	A(8SQ)4893TB



Matching Storage Boot Included (Excl. Frame Only)



Rear Brace Kit Included (Excl. Fabric & Boot Only)

STANDARD 1" PONTOON BIMINI TOP WITH RUNNING LIGHT CUT-OUT

Matching fabric and storage boot complete with reinforced cut-out for the running light. Fabric is designed with zippered sleeves making for quick and easy installation and removal of the fabric for cleaning or storage.

Top Height: 48" / **Top Length:** 8' / **Fits Deck Widths:** 96" to 102"



SEPARATE FRAME & FABRIC/BOOT SERIES, READY-TO-ASSEMBLE - FedEx-able

FRAME ONLY	SEPARATE FABRIC & BOOT ONLY	
FEDEX-ABLE FRAME ONLY	SUN-DURA	SUNBRELLA / OUTDURA PREMIUM ACRYLIC
50510	510SL	510AL

COMPLETE TOP KIT W/ ZIPPERS & LIGHT CUT-OUT, READY-TO-ASSEMBLE - FedEx-able

SUN-DURA	SUNBRELLA / OUTDURA PREMIUM ACRYLIC
S(8SQ)4893UBL	A(8SQ)4893UBL

COMPLETE TOP KIT W/ ZIPPERS & LIGHT CUT-OUT, FULLY-ASSEMBLED - Ships by Truck

SUN-DURA	SUNBRELLA / OUTDURA PREMIUM ACRYLIC
S(8SQ)4893TBL	A(8SQ)4893TBL



Matching Storage Boot Included (Excl. Frame Only)



Rear Brace Kit Included (Excl. Fabric & Boot Only)

EXTRA-HIGH 1" PONTOON BIMINI TOP

Need extra height? This pontoon bimini top provides the extra head room you need and comes with the same features as the Standard Pontoon Bimini Top (see page 84).

Top Height: 54" / **Top Length:** 8' / **Fits Deck Widths:** 96" to 102"

SEPARATE FRAME & FABRIC/BOOT SERIES, READY-TO-ASSEMBLE - FedEx-able

<u>FRAME ONLY</u>	<u>SEPARATE FABRIC & BOOT ONLY</u>	
FEDEX-ABLE FRAME ONLY	SUN-DURA	SUNBRELLA / OUTDURA PREMIUM ACRYLIC
50509	510S	510A

STANDARD COMPLETE TOP KIT, READY-TO-ASSEMBLE - FedEx-able

SUN-DURA	SUNBRELLA / OUTDURA PREMIUM ACRYLIC
S(8SQ)5493UB	A(8SQ)5493UB

STANDARD COMPLETE TOP KIT, FULLY-ASSEMBLED - Ships by Truck

SUN-DURA	SUNBRELLA / OUTDURA PREMIUM ACRYLIC
S(8SQ)5493TB	A(8SQ)5493TB



Matching Storage Boot Included (Excl. Frame Only)



Rear Brace Kit Included (Excl. Fabric & Boot Only)

EXTRA-HIGH 1" PONTOON BIMINI TOP WITH RUNNING LIGHT CUT-OUT

Need extra height? This pontoon bimini top provides the extra head room you need and comes with the same features as the Standard Pontoon Bimini Top with Running Light Cut-Out (see page 84).

Top Height: 54" / **Top Length:** 8' / **Fits Deck Widths:** 96" to 102"

SEPARATE FRAME & FABRIC/BOOT SERIES, READY-TO-ASSEMBLE - FedEx-able

<u>FRAME ONLY</u>	<u>SEPARATE FABRIC & BOOT ONLY</u>	
FEDEX-ABLE FRAME ONLY	SUN-DURA	SUNBRELLA / OUTDURA PREMIUM ACRYLIC
50509	510SL	510AL

COMPLETE TOP KIT W/ ZIPPERS & LIGHT CUT-OUT, READY-TO-ASSEMBLE - FedEx-able

SUN-DURA	SUNBRELLA / OUTDURA PREMIUM ACRYLIC
S(8SQ)5493UBL	A(8SQ)5493UBL

COMPLETE TOP KIT W/ ZIPPERS & LIGHT CUT-OUT, FULLY-ASSEMBLED - Ships by Truck

SUN-DURA	SUNBRELLA / OUTDURA PREMIUM ACRYLIC
S(8SQ)5493TBL	A(8SQ)5493TBL



Matching Storage Boot Included (Excl. Frame Only)



Rear Brace Kit Included (Excl. Fabric & Boot Only)



TIP: To complete the part number, add a dash and the appropriate color code from our Bimini Top Fabrics on pages 70-71.
Example: A(8SQ)5493UBL-04 for a 96" to 102" Sunbrella®/Outdura® Bimini Top in Pacific Blue

BUGGY STYLE 1" PONTOON BIMINI TOP

Traditional rear side curtains complete the look of our Buggy-Style fabric. Each bimini top comes with a matching storage boot and screw studs for snapping the side curtains in place. Fabric has full sleeves, without zippers, and does not have a cut-out for a running light.

Top Height: 48" / **Top Length:** 8' / **Fits Deck Widths:** 96" to 102"



SEPARATE FRAME & FABRIC/BOOT SERIES, READY-TO-ASSEMBLE - FedEx-able

FRAME ONLY	SEPARATE FABRIC & BOOT ONLY	
FEDEX-ABLE FRAME ONLY	SUN-DURA	SUNBRELLA / OUTDURA PREMIUM ACRYLIC
50510	512S	512A

STANDARD COMPLETE TOP KIT, READY-TO-ASSEMBLE - FedEx-able

SUN-DURA	SUNBRELLA / OUTDURA PREMIUM ACRYLIC
S(8SQ)BS4893UB	A(8SQ)BS4893UB

STANDARD COMPLETE TOP KIT, FULLY-ASSEMBLED - Ships by Truck

SUN-DURA	SUNBRELLA / OUTDURA PREMIUM ACRYLIC
S(8SQ)BS4893TB	A(8SQ)BS4893TB



Matching Storage Boot Included (Excl. Frame Only)



Rear Brace Kit Included (Excl. Fabric & Boot Only)

BUGGY STYLE 1" PONTOON BIMINI TOP WITH RUNNING LIGHT CUT-OUT

Traditional rear side curtains as above with the addition of a reinforced cut-out for the running light and zippered sleeves making for quick and easy installation and removal of the fabric for cleaning or storage. Matching storage boot and screw studs included for snapping the side curtains in place.

Top Height: 48" / **Top Length:** 8' / **Fits Deck Widths:** 96" to 102"



SEPARATE FRAME & FABRIC/BOOT SERIES, READY-TO-ASSEMBLE - FedEx-able

FRAME ONLY	SEPARATE FABRIC & BOOT ONLY	
FEDEX-ABLE FRAME ONLY	SUN-DURA	SUNBRELLA / OUTDURA PREMIUM ACRYLIC
50510	512SL	512AL

COMPLETE TOP KIT W/ ZIPPERS & LIGHT CUT-OUT, READY-TO-ASSEMBLE - FedEx-able

SUN-DURA	SUNBRELLA / OUTDURA PREMIUM ACRYLIC
S(8SQ)BS4893UBL	A(8SQ)BS4893UBL

COMPLETE TOP KIT W/ ZIPPERS & LIGHT CUT-OUT, FULLY-ASSEMBLED - Ships by Truck

SUN-DURA	SUNBRELLA / OUTDURA PREMIUM ACRYLIC
S(8SQ)BS4893TBL	A(8SQ)BS4893TBL



Matching Storage Boot Included (Excl. Frame Only)



Rear Brace Kit Included (Excl. Fabric & Boot Only)



NOTE: Additional Bimini Top Accessories are sold separately. For more information, see pages 99-101.

FREE STANDING 1" PONTOON BIMINI TOP

This top is perfect for the fisherman who needs more room to maneuver, or for the pontoon with a side gate location that interferes with proper mounting of the top to the rails. Our Free Standing Pontoon Bimini Top is available in complete top kits only with matching storage boot, with or without zippered sleeves and running-light cut-out.

Top Height: 48" / **Top Length:** 8' / **Fits Deck Widths:** 96" to 102"

STANDARD COMPLETE TOP KIT, READY-TO-ASSEMBLE - FedEx-able

SUN-DURA	SUNBRELLA / OUTDURA PREMIUM ACRYLIC
SFS4893UB	AFS4893UB

STANDARD COMPLETE TOP KIT, FULLY-ASSEMBLED - Ships by Truck

SUN-DURA	SUNBRELLA / OUTDURA PREMIUM ACRYLIC
SFS4893TB	AFS4893TB

COMPLETE TOP KIT W/ ZIPPERS & LIGHT CUT-OUT, READY-TO-ASSEMBLE - FedEx-able

SUN-DURA	SUNBRELLA / OUTDURA PREMIUM ACRYLIC
SFS4893UBL	AFS4893UBL

COMPLETE TOP KIT W/ ZIPPERS & LIGHT CUT-OUT, FULLY-ASSEMBLED - Ships by Truck

SUN-DURA	SUNBRELLA / OUTDURA PREMIUM ACRYLIC
SFS4893TBL	AFS4893TBL



Free Standing Pontoon Bimini Top has a center cross strut for stability rather than front hold-down straps.



Matching Storage Boot Included



Rear Brace Kit Included



TIP: To complete the part number, add a dash and the appropriate color code from our Bimini Top Fabrics on pages 70-71.

Example: AFS4893UB-26 for a Sunbrella®/Outdura® Free Standing Pontoon Bimini Top in Aruba

STANDARD 1" PONTOON BIMINI TOP

Bimini top comes standard with matching storage boot and has full sleeves, without zippers, and does not have a cut-out for a running light.

Top Height: 48" / **Top Length:** 9' / **Fits Deck Widths:** 96" to 102"



SEPARATE FRAME & FABRIC/BOOT SERIES, READY-TO-ASSEMBLE - FedEx-able

FRAME ONLY	SEPARATE FABRIC & BOOT ONLY	
FEDEX-ABLE FRAME ONLY	SUN-DURA	SUNBRELLA / OUTDURA PREMIUM ACRYLIC
50511	511S	511A

STANDARD COMPLETE TOP KIT, READY-TO-ASSEMBLE - FedEx-able

SUN-DURA	SUNBRELLA / OUTDURA PREMIUM ACRYLIC
S(9SQ)4893UB	A(9SQ)4893UB

STANDARD COMPLETE TOP KIT, FULLY-ASSEMBLED - Ships by Truck

SUN-DURA	SUNBRELLA / OUTDURA PREMIUM ACRYLIC
S(9SQ)4893TB	A(9SQ)4893TB



Matching Storage Boot Included (Excl. Frame Only)



Rear Brace Kit Included (Excl. Fabric & Boot Only)

STANDARD 1" PONTOON BIMINI TOP WITH RUNNING LIGHT CUT-OUT

Matching fabric and storage boot complete with reinforced cut-out for running light. Fabric is designed with zippered sleeves making for quick and easy installation and removal of the fabric for cleaning or storage.

Top Height: 48" / **Top Length:** 9' / **Fits Deck Widths:** 96" to 102"



SEPARATE FRAME & FABRIC/BOOT SERIES, READY-TO-ASSEMBLE - FedEx-able

FRAME ONLY	SEPARATE FABRIC & BOOT ONLY	
FEDEX-ABLE FRAME ONLY	SUN-DURA	SUNBRELLA / OUTDURA PREMIUM ACRYLIC
50511	511SL	511AL

COMPLETE TOP KIT W/ ZIPPERS & LIGHT CUT-OUT, READY-TO-ASSEMBLE - FedEx-able

SUN-DURA	SUNBRELLA / OUTDURA PREMIUM ACRYLIC
S(9SQ)4893UBL	A(9SQ)4893UBL

COMPLETE TOP KIT W/ ZIPPERS & LIGHT CUT-OUT, FULLY-ASSEMBLED - Ships by Truck

SUN-DURA	SUNBRELLA / OUTDURA PREMIUM ACRYLIC
S(9SQ)4893TBL	A(9SQ)4893TBL



Matching Storage Boot Included (Excl. Frame Only)



Rear Brace Kit Included (Excl. Fabric & Boot Only)



NOTE: Additional Bimini Top Accessories are sold separately. For more information, see pages 99-101.

STANDARD 1" PONTOON BIMINI TOP

Bimini top comes standard with matching storage boot and has full sleeves, without zippers, and does not have a cut-out for a running light. The 10-foot top comes standard with both front and rear braces.

Top Height: 48" / **Top Length:** 10' / **Fits Deck Widths:** 96" to 102"

SEPARATE FRAME & FABRIC/BOOT SERIES, READY-TO-ASSEMBLE - FedEx-able

<u>FRAME ONLY</u>	<u>SEPARATE FABRIC & BOOT ONLY</u>	
FEDEX-ABLE FRAME ONLY	SUN-DURA	SUNBRELLA / OUTDURA PREMIUM ACRYLIC
50514	514S	514A

STANDARD COMPLETE TOP KIT, READY-TO-ASSEMBLE - FedEx-able

SUN-DURA	SUNBRELLA / OUTDURA PREMIUM ACRYLIC
S(10SQ)4893UB	A(10SQ)4893UB

STANDARD COMPLETE TOP KIT, FULLY-ASSEMBLED - Ships by Truck

SUN-DURA	SUNBRELLA / OUTDURA PREMIUM ACRYLIC
S(10SQ)4893TB	A(10SQ)4893TB



- Matching Storage Boot Included (Excl. Frame Only)
- Front & Rear Brace Kit Included

STANDARD 1" PONTOON BIMINI TOP WITH RUNNING LIGHT CUT-OUT

Matching fabric and storage boot complete with reinforced cut-out for the running light. Fabric is designed with zippered sleeves making for quick and easy installation and removal of the fabric for cleaning and storage. The 10-foot top comes standard with both front and rear braces.

Top Height: 48" / **Top Length:** 10' / **Fits Deck Widths:** 96" to 102"

SEPARATE FRAME & FABRIC/BOOT SERIES, READY-TO-ASSEMBLE - FedEx-able

<u>FRAME ONLY</u>	<u>SEPARATE FABRIC & BOOT ONLY</u>	
FEDEX-ABLE FRAME ONLY	SUN-DURA	SUNBRELLA / OUTDURA PREMIUM ACRYLIC
50514	514SL	514AL

COMPLETE TOP KIT W/ ZIPPERS & LIGHT CUT-OUT, READY-TO-ASSEMBLE - FedEx-able

SUN-DURA	SUNBRELLA / OUTDURA PREMIUM ACRYLIC
S(10SQ)4893UBL	A(10SQ)4893UBL

COMPLETE TOP KIT W/ ZIPPERS & LIGHT CUT-OUT, FULLY-ASSEMBLED - Ships by Truck

SUN-DURA	SUNBRELLA / OUTDURA PREMIUM ACRYLIC
S(10SQ)4893TBL	A(10SQ)4893TBL



- Matching Storage Boot Included (Excl. Frame Only)
- Front & Rear Brace Kit Included



TIP: To complete the part number, add a dash and the appropriate color code from our Bimini Top Fabrics on pages 70-71.
Example: A(10SQ)4893UB-09 for a 96" to 102" Sunbrella®/Outdura® Pontoon Bimini Top in Royal Blue Tweed

DUAL 1" PONTOON BIMINI TOP

This top is designed to provide a full 16-feet of coverage. Specifically designed to fit pontoon boats 22' and larger. Rear bimini is a 4-bow top with a running light cut-out, zippered sleeves, rear brace kit and front hold down straps. The forward bimini is a 2-bow top with zippered sleeves and forward brace kit. The front top zips to the rear top providing a full 16-feet of coverage.

Top Height: 48" / **Top Length:** 16' / **Fits Deck Widths:** 96" to 102"

Note: Fabric/Frame Separates are recommended to be used in conjunction with the Carver Dual Pontoon Top only.



COMPLETE DUAL PONTOON TOP KITS (FRAMES + FABRICS) W/ ZIPPERS & LIGHT CUT-OUT

FABRIC	READY-TO-ASSEMBLE FEDEX-ABLE	FULLY ASSEMBLED SHIPS BY TRUCK
Sun-DURA	S48008UB	S48008TB
Sunbrella/Outdura Premium Acrylic	A48008UB	A48008TB

SEPARATE FRAME ONLY SERIES

FRONT (2-BOW) FRAME ONLY W/ BRACE KIT READY-TO-ASSEMBLE FEDEX-ABLE	REAR (4-BOW) FRAME ONLY W/ BRACE KIT READY-TO-ASSEMBLE FEDEX-ABLE
50520	50510

SEPARATE FRAME ONLY SERIES

FRONT (2-BOW) FRAME ONLY W/ BRACE KIT FULLY ASSEMBLED SHIPS BY TRUCK	REAR (4-BOW) FRAME ONLY W/ BRACE KIT FULLY ASSEMBLED SHIPS BY TRUCK
50521T	50519T

SEPARATE FABRIC AND STORAGE BOOT ONLY

FABRIC	FRONT + REAR FABRICS	FRONT (2-BOW) ONLY	REAR (4-BOW) ONLY
Sun-DURA	48005S	48007S	48006S
Sunbrella/Outdura Premium Acrylic	48005A	48007A	48006A



Matching Storage Boot Included



Front & Rear Brace Kit Included

Note: The variation in rail height must be less than 6" for forward and rear tops to connect properly. Not recommended for Fishing Series.



48"H / 16'L DUAL PONTOON BIMINI TOP

Fits Wide Variety of Brands of 1" or 1.25" Square Tube Frames Up to 102" W

DON'T HAVE A CARVER FRAME? NO PROBLEM!

REPLACEMENT FABRIC FOR 4-BOW SQUARE TUBE PONTOON FRAMES

We now have a replacement fabric that will fit a wide variety of OE or other brand 4-bow square tube pontoon frames. Fabric is designed to provide the best possible fit on virtually any brand frame without sacrificing quality. Fabric fits 1" square tube or 1.25" square tube frames up to 102" wide and is constructed with all the same quality materials and workmanship as our regular pontoon fabrics. **Zippered sleeves** under the fabric make installation, removal and cleaning simple and efficient. Designed with **cut-out for running light**. To determine canvas size, measure over the top of the frame along the center curve (front to back).



LENGTH	MAX WIDTH	SUN-DURA	SUNBRELLA / OUTDURA PREMIUM ACRYLIC
8'0"	96" and 102"	8PONRCLS	8PONRCLA
9'0"	96" and 102"	9PONRCLS	9PONRCLA
10'0"	96" and 102"	10PONRCLS	10PONRCLA



Matching Storage Boot Sold Separately (See Below)

STORAGE BOOTS FOR ABOVE PONTOON REPLACEMENT FABRIC

If you need only a replacement boot for your current pontoon fabric, or a boot to match your new replacement fabric, look no further. This specially designed storage boot will accommodate virtually all 1" and 1 1/4" square tube pontoon fabrics and frames, and is ideal for protecting and securing your fabric when your bimini top is not deployed. Two convenient adjustable straps allow you to tighten and secure the boot as needed. Heavy duty marine-grade zipper won't corrode. Designed with **cut-out for running light**.

Important! To find the perimeter, fold the bimini top and measure a full circle (all sides) around the folded frame and canvas.

Note: If your measurement exceeds our maximum perimeter allowance, these storage boots will not fit your bimini top.

8' SQUARE TUBE REPLACEMENT STORAGE BOOT - FITS UP TO 24" PERIMETER


SUN-DURA	SUNBRELLA / OUTDURA PREMIUM ACRYLIC
BRL8-9602S	BRL8-9602A

9' SQUARE TUBE REPLACEMENT STORAGE BOOT - FITS UP TO 24" PERIMETER

SUN-DURA	SUNBRELLA / OUTDURA PREMIUM ACRYLIC
BRL9-9602S	BRL9-9602A

10' SQUARE TUBE REPLACEMENT STORAGE BOOT - FITS UP TO 30" PERIMETER

SUN-DURA	SUNBRELLA / OUTDURA PREMIUM ACRYLIC
BRL10-9602S	BRL10-9602A



TIP: To complete the part number, add a dash and the appropriate color code from our Bimini Top Fabrics on pages 70-71.
Example: BRL8-9602A-28 for a Sunbrella®/Outdura® 8' Square Tube Replacement Storage Boot in Ocean Blue



New!

Standard 1.25" Bimini Top Features:

- ▶ Sturdy 1.25" square aluminum tubing available in black or clear finish
- ▶ High grade aluminum fittings and mounting brackets with stainless steel hardware
- ▶ Included front and rear struts easily adjust with push buttons to 6 positions providing an overall length from 29" to 34"
- ▶ Zippered sleeves for easy fabric installation, removal, cleaning, and storage
- ▶ Fabric constructed with weather-resistant anti-wick thread
- ▶ 100% marine-grade acrylic fabric binding
- ▶ Professional stitching, no raw edges
- ▶ Matching fabric and storage boot complete with reinforced cut-out for the running light
- ▶ Marine-grade zipper on storage boot won't corrode
- ▶ All wiring materials for the light are included (light not included)
- ▶ Four pole-clips included
- ▶ Available in NEW Sun-DURA® SPORT Marine Polyester & Sunbrella / Outdura Marine Acrylic



Clear Finish
(CF)



Black Finish
(BB)

STANDARD 1.25" PONTOON BIMINI TOP WITH RUNNING LIGHT CUT-OUT

Matching fabric and storage boot complete with reinforced cut-out for the running light. Fabric is designed with zippered sleeves making for quick and easy installation and removal of the fabric for cleaning and storage.

Top Height: 48" / **Top Length:** 10' / **Fits Deck Widths:** 96" to 102"



STANDARD COMPLETE TOP KIT, READY-TO-ASSEMBLE - FedEx-able

FRAME FINISH	SUN-DURA SPORT POLYESTER	SUNBRELLA / OUTDURA PREMIUM ACRYLIC
BLACK	SD50517BB-UBL	A50517BB-UBL
CLEAR	SD50517CF-UBL	A50517CF-UBL



Matching Storage Boot Included



NOTE: Additional Bimini Top Accessories are sold separately. For more information, see pages 99-101.

1.25" SQUARE TUBE PONTON Bimini TOPS - 48"H / 10'L

4-Bow / Standard Series / With Running Light Cut-Out



Black Frame Finish



Clear Frame Finish



Matching Storage Boot



TIP: To complete the part number, add a dash and the appropriate color code from our Bimini Top Fabrics on pages 70-71.
Example: A50517BB-UBL-19 for a Sun-DURA[®] SPORT Standard 1.25" Bimini Top in Black with Black Frame

An excellent choice for the avid hunter and/or for the boater that simply likes camouflage!

Available in selected 2-bow, 3-bow and 4-bow round tube models. Our camouflage bimini tops are constructed of black matte 7/8" round anodized heavy wall aluminum tubing with high-grade black nylon fittings.

2-BOW ROUND TUBE CAMO BIMINI TOPS

Top Height: 42" / Top Length: 5'6"



Ideal For: V-Hull Fishing Boats, Jon Style Bass Boats, Open Jon Boats and Inflatable Boats

COMPLETE TOP KIT, READY-TO-ASSEMBLE - FedEx-able

FITS WIDTHS	CAMOUFLAGE
47" to 52"	C4247UBB
53" to 62"	C4257UBB
63" to 73"	C4267UBB
74" to 84"	C4278UBB

COMPLETE TOP KIT, FULLY-ASSEMBLED - Ships by Truck

FITS WIDTHS	CAMOUFLAGE
47" to 52"	C4247TBB
53" to 62"	C4257TBB
63" to 73"	C4267TBB
74" to 84"	C4278TBB

Matching Storage Boot Included

3-BOW ROUND TUBE CAMO BIMINI TOPS

Top Height: 46" / Top Length: 6'

Ideal For: Day Cruisers, Cuddy Cabin Boats, Bass Boats, Fish & Ski Boats, V-Hull Fishing Boats with Side Console & Walk-Thru Windshield, Walk-Around Cuddy Boats and Whaler Styler Boats

COMPLETE TOP KIT, READY-TO-ASSEMBLE - FedEx-able

FITS WIDTHS	CAMOUFLAGE
54" to 60"	C4657UBB
61" to 66"	C4663UBB
67" to 72"	C4669UBB
73" to 78"	C4675UBB
79" to 84"	C4681UBB
85" to 90"	C4687UBB
91" to 96"	C4693UBB
97" to 102"	C4699UBB

COMPLETE TOP KIT, FULLY-ASSEMBLED - Ships by Truck

FITS WIDTHS	CAMOUFLAGE
54" to 60"	C4657TBB
61" to 66"	C4663TBB
67" to 72"	C4669TBB
73" to 78"	C4675TBB
79" to 84"	C4681TBB
85" to 90"	C4687TBB
91" to 96"	C4693TBB
97" to 102"	C4699TBB

Matching Storage Boot Included



MOSSY OAK FABRIC OPTIONS

Mossy Oak Break-Up Country (Left) / Mossy Oak Shadow Grass Blades (Right)



Camo Bimini Tops Come Standard with a **Matte Black Aluminum Frame**



NOTE: Brace kits, slide track kits and other optional accessories are sold separately. See Bimini Top Accessories on pages 99-101.

3-BOW ROUND TUBE CAMO BIMINI TOPS



3-Bow - 54" H x 6' L & 3-Bow - 60" H x 6' L

3-BOW ROUND TUBE CAMO BIMINI TOPS

Top Height: 54" / Top Length: 6'

Ideal For: Center Console Fishing Boats, Whaler Style Boats and Center Console Bay Style Boats



COMPLETE TOP KIT, READY-TO-ASSEMBLE - FedEx-able

FITS WIDTHS	CAMOUFLAGE
54" to 60"	C5457UBB
61" to 66"	C5463UBB
67" to 72"	C5469UBB
73" to 78"	C5475UBB
79" to 84"	C5481UBB
85" to 90"	C5487UBB
91" to 96"	C5493UBB
97" to 102"	C5499UBB

COMPLETE TOP KIT, FULLY-ASSEMBLED - Ships by Truck

FITS WIDTHS	CAMOUFLAGE
54" to 60"	C5457TBB
61" to 66"	C5463TBB
67" to 72"	C5469TBB
73" to 78"	C5475TBB
79" to 84"	C5481TBB
85" to 90"	C5487TBB
91" to 96"	C5493TBB
97" to 102"	C5499TBB



Matching Storage Boot Included

3-BOW ROUND TUBE CAMO BIMINI TOPS

Top Height: 60" / Top Length: 6'

Ideal For: Bay Style Fishing Boats and Whaler Style Boats

COMPLETE TOP KIT, READY-TO-ASSEMBLE - FedEx-able

FITS WIDTHS	CAMOUFLAGE
54" to 60"	C6057UBB
61" to 66"	C6063UBB
67" to 72"	C6069UBB
73" to 78"	C6075UBB
79" to 84"	C6081UBB
85" to 90"	C6087UBB
91" to 96"	C6093UBB
97" to 102"	C6099UBB

COMPLETE TOP KIT, FULLY-ASSEMBLED - Ships by Truck

FITS WIDTHS	CAMOUFLAGE
54" to 60"	C6057TBB
61" to 66"	C6063TBB
67" to 72"	C6069TBB
73" to 78"	C6075TBB
79" to 84"	C6081TBB
85" to 90"	C6087TBB
91" to 96"	C6093TBB
97" to 102"	C6099TBB



Matching Storage Boot Included



3-BOW ROUND TUBE BIMINI TOPS - Mossy Oak Break-Up Country (Left) / Mossy Oak Shadow Grass Blades (Right)



4-BOW ROUND TUBE CAMO BIMINI TOPS

4-Bow - 48" H x 8' L & 4-Bow - 54" H x 8' L

4-BOW ROUND TUBE CAMO BIMINI TOPS

Top Height: 48" / Top Length: 8'



Ideal For: Center Console Bay Style Boats, Center Console Fishing Boats and Deck Boats

COMPLETE TOP KIT, READY-TO-ASSEMBLE - FedEx-able

FITS WIDTHS	CAMOUFLAGE
54" to 60"	C4857UBB
61" to 66"	C4863UBB
67" to 72"	C4869UBB
73" to 78"	C4875UBB
79" to 84"	C4881UBB
85" to 90"	C4887UBB
91" to 96"	C4893UBB
97" to 102"	C4899UBB

COMPLETE TOP KIT, FULLY-ASSEMBLED - Ships by Truck

FITS WIDTHS	CAMOUFLAGE
54" to 60"	C4857TBB
61" to 66"	C4863TBB
67" to 72"	C4869TBB
73" to 78"	C4875TBB
79" to 84"	C4881TBB
85" to 90"	C4887TBB
91" to 96"	C4893TBB
97" to 102"	C4899TBB



Matching Storage Boot Included

4-BOW ROUND TUBE CAMO BIMINI TOPS

Top Height: 54" / Top Length: 8'

Ideal For: Center Console Bay Style Boats and Center Console Fishing Boats

COMPLETE TOP KIT, READY-TO-ASSEMBLE - FedEx-able

FITS WIDTHS	CAMOUFLAGE
54" to 60"	4C5457UBB
61" to 66"	4C5463UBB
67" to 72"	4C5469UBB
73" to 78"	4C5475UBB
79" to 84"	4C5481UBB
85" to 90"	4C5487UBB
91" to 96"	4C5493UBB
97" to 102"	4C5499UBB

COMPLETE TOP KIT, FULLY-ASSEMBLED - Ships by Truck

FITS WIDTHS	CAMOUFLAGE
54" to 60"	4C5457TBB
61" to 66"	4C5463TBB
67" to 72"	4C5469TBB
73" to 78"	4C5475TBB
79" to 84"	4C5481TBB
85" to 90"	4C5487TBB
91" to 96"	4C5493TBB
97" to 102"	4C5499TBB



Matching Storage Boot Included



4-BOW ROUND TUBE BIMINI TOP - Mossy Oak Break-Up Country

4-BOW ROUND TUBE CAMO BIMINI TOPS

Top Height: 60" / Top Length: 8'

Ideal For: Center Console Bay Style Boats, Center Console Fishing Boats and Deck Boats



COMPLETE TOP KIT, READY-TO-ASSEMBLE - FedEx-able

FITS WIDTHS	CAMOUFLAGE
54" to 60"	4C6057UBB
61" to 66"	4C6063UBB
67" to 72"	4C6069UBB
73" to 78"	4C6075UBB
79" to 84"	4C6081UBB
85" to 90"	4C6087UBB
91" to 96"	4C6093UBB
97" to 102"	4C6099UBB

COMPLETE TOP KIT, FULLY-ASSEMBLED - Ships by Truck

FITS WIDTHS	CAMOUFLAGE
54" to 60"	4C6057TBB
61" to 66"	4C6063TBB
67" to 72"	4C6069TBB
73" to 78"	4C6075TBB
79" to 84"	4C6081TBB
85" to 90"	4C6087TBB
91" to 96"	4C6093TBB
97" to 102"	4C6099TBB



Matching Storage Boot Included



DURABLE CAMOUFLAGE BIMINI TOPS

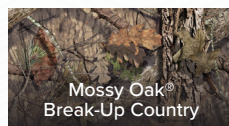
AVAILABLE IN SELECT 2-BOW, 3-BOW & 4-BOW ROUND TUBE MODELS

- ▶ Constructed of black matte 7/8" round anodized heavy wall aluminum tubing with high-grade black nylon fittings.
- ▶ 6.8 oz. 100% marine-grade polyester is both strong and durable
- ▶ Mossy Oak® Camo UV inhibitors for UV stabilization
- ▶ Available in Mossy Oak® Break-Up Country OR Mossy Oak® Shadow Grass Blades patterns




FREE DISPLAY!

See Page 104 for Details



Mossy Oak®
Break-Up Country



Mossy Oak®
Shadow Grass Blades

To Order Shadow Grass Blades, Use Color Code "SG"
To Order Break-Up Country, Use Color Code "BUP"

Example: C4899UBB-BUP



UNIVERSAL TOWER BIMINI TOPS

No need to drill into the tower! We have eliminated the need to drill into your tower with universal tower clamps that accommodate a wide range of tower diameters from 1-7/8" up to 2-3/8" making our tower bimini among the easiest to install. Available only in our premium Sunbrella®/Outdura® 100% marine acrylic with matching zippered storage boot and 7/8" heavy-wall anodized aluminum tubing. Each tower bimini comes standard with one set of tower clamps, high-grade domestic black nylon fittings and front and rear hold down straps. Hold down straps may be replaced with optional braces (sold separately, see part numbers below).

Top Height: 26" / Top Length: 5' / 4 Sizes to Fit Virtually Any Tower Configuration



Shown with optional front and rear braces.



Convenient storage design allows top to be secured to the tower when folded back and not in use.

SOLID - ACRYLIC FABRIC, READY-TO-ASSEMBLE - FedEx-able

WIDTH	SUNBRELLA / OUTDURA PREMIUM ACRYLIC
66" to 74"	A2670UBD
74" to 82"	A2678UBD
82" to 90"	A2686UBD
90" to 98"	A2694UBD

SOLID - ACRYLIC FABRIC, FULLY-ASSEMBLED - Ships by Truck

WIDTH	SUNBRELLA / OUTDURA PREMIUM ACRYLIC
66" to 74"	A2670TBD
74" to 82"	A2678TBD
82" to 90"	A2686TBD
90" to 98"	A2694TBD

STRIPED - ACRYLIC FABRIC, READY-TO-ASSEMBLE - FedEx-able

WIDTH	SUNBRELLA / OUTDURA PREMIUM ACRYLIC
66" to 74"	A2670UBDST
74" to 82"	A2678UBDST
82" to 90"	A2686UBDST
90" to 98"	A2694UBDST

STRIPED - ACRYLIC FABRIC, FULLY-ASSEMBLED - Ships by Truck

WIDTH	SUNBRELLA / OUTDURA PREMIUM ACRYLIC
66" to 74"	A2670TBDST
74" to 82"	A2678TBDST
82" to 90"	A2686TBDST
90" to 98"	A2694TBDST



Optional Braces are available as an upgrade to standard hold-down straps. Braces are 24" long and are sold in pairs. Each pair of braces comes complete with tower clamps.

Single Brace Kit (Front or Rear): Order No. OPT1D

Dual Brace Kit (Front and Rear): Order No. OPT2D

Striped Universal Tower Bimini Tops are available in the following color combinations:

Additional color combinations are available by special order.



Jet Black & Natural
Color Code: 240



Jet Black & Pacific Blue
Color Code: 24



Jet Black & Jockey Red
Color Code: 27



Jet Black & Cadet Gray
Color Code: 210



Matching Storage Boot Included

Note: Add Sunbrella®/Outdura® Acrylic Color Code from page 70 to complete your part number OR choose a Striped Color Code from the choices above.

BIMINI TOP STORAGE BOOTS

Our 2, 3 and 4-bow storage boots are ideal for protecting and securing the fabric when your bimini top is not deployed. Available in material to match your top (see our Bimini Top Fabrics on pages 70-71 for choices), with heavy duty marine-grade zipper that won't corrode.

2-BOW STORAGE BOOTS

WIDTH	ORDER NO.
47" to 52"	B4247*
53" to 62"	B5362*
63" to 73"	B6373*
74" to 84"	B7484*

UNIVERSAL TOWER TOP STORAGE BOOTS

WIDTH	ORDER NO.
66" to 74"	B6774A
74" to 82"	B7482A
82" to 90"	B8290A
90" to 98"	B9098A

COLLAPSIBLE 2-BOW STORAGE BOOTS

WIDTH	ORDER NO.
47" to 52"	B4250*
53" to 62"	B4251*

3-BOW & 4-BOW STORAGE BOOTS

WIDTH	ORDER NO.
54" to 60"	B5460*
61" to 66"	B6166*
67" to 72"	B6772*
73" to 78"	B7378*
79" to 84"	B7984*
85" to 90"	B8590*
91" to 96"	B9196*
96" to 102" (Square Tube)	BSQ9196*
97" to 102"	B9702*



***TIP:** Add Sunbrella®/Outdura® Premium Acrylic (A), Sun-DURA® (S), or Camo (C) fabric code and a dash and appropriate color code from pages 70-71 to complete your part number. See Sunbrella®/Outdura® Premium Acrylic in Pacific Blue examples below.

3-Bow/4-Bow Storage Boot
Example: B7378A-04

Square Tube Pontoon Replacement Fabric Storage Boot
Example: BRL8-9602A-04

Universal Tower Top Storage Boots only come in Premium Acrylic. Please add a dash and color code to complete your part number.

STORAGE BOOTS FOR SQUARE TUBE PONTOON REPLACEMENT FABRIC

DESCRIPTION	ORDER NO.
8' Sq. Tube Replacement Storage Boot Fits up to 24" Perimeter Includes Light Cut-Out & Adjuster Straps	BRL8-9602*
9' Sq. Tube Replacement Storage Boot Fits up to 24" Perimeter Includes Light Cut-Out & Adjuster Straps	BRL9-9602*
10' Sq. Tube Replacement Storage Boot Fits up to 30" Perimeter Includes Light Cut-Out & Adjuster Straps	BRL10-9602*

BIMINI TOP STAINLESS STEEL FITTINGS UPGRADE

Stainless Steel fittings are an attractive and durable alternative to black nylon fittings. Upgrade for 3-bow tops includes 4 jaw slides, 6 outside eye ends and 2 universal deck hinges. Upgrade for 4-bow tops include 6 jaw slides, 8 outside eye ends and 2 universal deck hinges (shown).

DESCRIPTION	ORDER NO.
3-Bow Upgrade	SS3
4-Bow Upgrade	SS4

Note: Stainless Steel complete frame upgrades are also available for most of the Carver 3-Bow and 4-Bow Round Tube Bimini Tops. See page 69 for more information.



MOUNTING HARDWARE FOR INFLATABLE BOATS

Bimini top mounting kits for inflatables are available in Hypalon® and PVC/Vinyl. Kits will accommodate any size Carver Round Tube Bimini Top. Each kit contains 4 D-rings, 2 universal deck hinges, 2 quick release pins, special adhesive and detailed instructions.

DESCRIPTION	ORDER NO.
Hypalon® Mounting Kit	HPKIT
PVC/Vinyl Mounting Kit	VLKIT

WARNING! Cancer and Reproductive Harm
www.P65Warnings.ca.gov





BIMINI TOP BRACE KITS

Bimini top braces are specially designed to hold your top up and out of the way when top is folded and not in use. Each round tube brace kit contains 2 braces which can be cut down to the desired length*, 2 deck hinges, 2 unique hinged jaw slides that make installation easy by eliminating the need to disassemble the main bow, and two pole clips to secure the braces to the bimini top frame and eliminate rattling while the top is folded down for travel or storage. Each square tube brace kit contains 2 braces, 2 fixed jaw slides and 2 deck hinges with quick release pins which allow the square top to easily fold down into the storage position. All screws necessary for mounting are included. One pair per package.

DESCRIPTION	ORDER NO.
48" Brace Kit (Round Tube Aluminum)	62010
48" Brace Kit (Round Tube Black Matte Aluminum)	62010-BLK
48" Brace Kit (Round Tube Stainless Steel)	62011
48" Brace Kit (Round Tube Aluminum with Stainless Steel Fittings)	62012
27"-44" Adjustable Brace Kit (Round Tube Aluminum with Stainless Steel Fittings w/ Nylon Lever)	62017
27"-44" Adjustable Brace Kit (Round Tube Aluminum)	62014
33" Brace Kit (1" Square Tube Aluminum for 48"H Pontoon Bimini Tops)	62021
38" Brace Kit (1" Square Tube Aluminum for 54"H Pontoon Bimini Tops)	62022
48" Brace Kit (1" Square Tube Aluminum for Pontoon Bimini Tops)	62016

Note: Stainless Steel braces are not easily cut down with household tools due to the hardness of the metal.

BIMINI TOP REPLACEMENT HOLD-DOWN STRAPS

Constructed of strong 1" black polypropylene webbing with heavy duty Stainless Steel snap hook and Stainless Steel adjuster buckle.

Applications:

Use 30" straps with single snap hook on all 3-Bow 30"H, 3-Bow 35"H and 4-Bow 36"H bimini tops.

Use 60" straps with single snap hook on all other 2-Bow, 3-Bow, 4-Bow bimini tops including square tube and universal tower tops.

48" straps with single snap hooks and double snap hooks are used in specific custom applications.



STRAP MEASUREMENTS	ADJUSTED LENGTH	EXTENDED LENGTH
30" Straps	21"	35"
48" Straps	33"	51"
60" Straps	34"	60"

LENGTH	DESCRIPTION	QTY PER PACKAGE	ORDER NO.
30"	Straps with Single Snap Hook	2	62030
48"	Straps with Single Snap Hook	2	62148
48"	Straps with Single Snap Hook	4	62048
48"	Straps with Double Snap Hook	4	62049
60"	Straps with Single Snap Hook	2	62160
60"	Straps with Single Snap Hook	4	62060

BIMINI TOP REPLACEMENT FABRIC ADJUSTER STRAPS

Used to achieve desired crown and snug fit of a bimini top fabric to the frame. For 3-bow tops, order 2 adjuster straps. For 4-bow tops (without zippered sleeves), order 4 adjuster straps. Constructed of strong 1" black polypropylene webbing with heavy duty Stainless Steel adjuster buckle.



DESCRIPTION	ORDER NO.
Bimini Top Replacement Fabric Adjuster Strap - 2 Per Package	62020

10" TRAILERING STRUTS

Keep your bimini top secure while trailering. Fits any 7/8" round tube bimini top frame. Two 10-inch long struts can be cut down to desired length and are easy to install. All installation hardware is included. One pair per package.



DESCRIPTION	ORDER NO.
10" Trawling Struts - Aluminum with Nylon Fittings	62005
10" Trawling Struts - Aluminum with Stainless Steel Fittings	62006
10" Trawling Struts - Stainless Steel	62007

BIMINI TOP SLIDE TRACK KITS

Designed to allow a retracted top to slide into storage position, this is an alternative to a brace kit. Hardware is included to accommodate standard mounting or side mounting. Each aluminum slide track kit includes 2 slide tracks, 2 sliding deck hinges with combined slide locks, 2 side-mount sliding deck hinges, 2 slide locks, 4 end caps and all necessary screws for mounting. One pair per package.



DESCRIPTION	ORDER NO.
18" Slide Track Kit	62004
24" Slide Track Kit	62000
36" Slide Track Kit	62001
48" Slide Track Kit	62002
60" Slide Track Kit	62003

PRIVACY CURTAIN

Great for use as a changing room or portable potty enclosure. Attaches to bimini top with 1" polypropylene straps with quick release buckles. Height is adjustable up to 60".



POLY-FLEX II	SUN-DURA	SUNBRELLA / OUTDURA PREMIUM ACRYLIC
53009	53009S	53009A

QUICK-RELEASE PINS WITH LANYARD AND EYE

Attach and remove your bimini top and/or brace kit from the deck hinges fast and easy with quick-release pins. Quick-Release Pins are secured to the deck hinge with the existing deck mounting screws, ensuring you don't lose them in the water. If not already pre-drilled for quick-release pins, the existing pivot hole must be drilled out using a 1/4" drill bit (not included) to secure the quick release pin to the deck hinge.



DESCRIPTION	ORDER NO.
Quick-Release Pins with Lanyard and Eye	QR

2024 DEALER DROP-SHIP PROGRAM



CANADA



2-3 DAY CARRIER EXPRESS SERVICE

To Commercial Dealer Addresses ONLY

ALL BOAT COVERS

FLAT RATE

\$85.00 (US) EACH

KNOCK-DOWN BIMINI TOPS

FLAT RATE

\$100.00 (US) EACH

NEW 1.25" SQUARE TUBE KNOCK-DOWN BIMINI TOPS

FLAT RATE GROUND SHIPMENT

\$320.00 (US) EACH

Pricing only covers freight cost to the dealer.
Duties, taxes and fees are the responsibility of the dealer.
Pricing subject to change with 30 day notice.

RED PROVINCES - Extended/Remote delivery charges may apply. Please call for quotes.

Contact Carver Customer Service for Current Lead Times

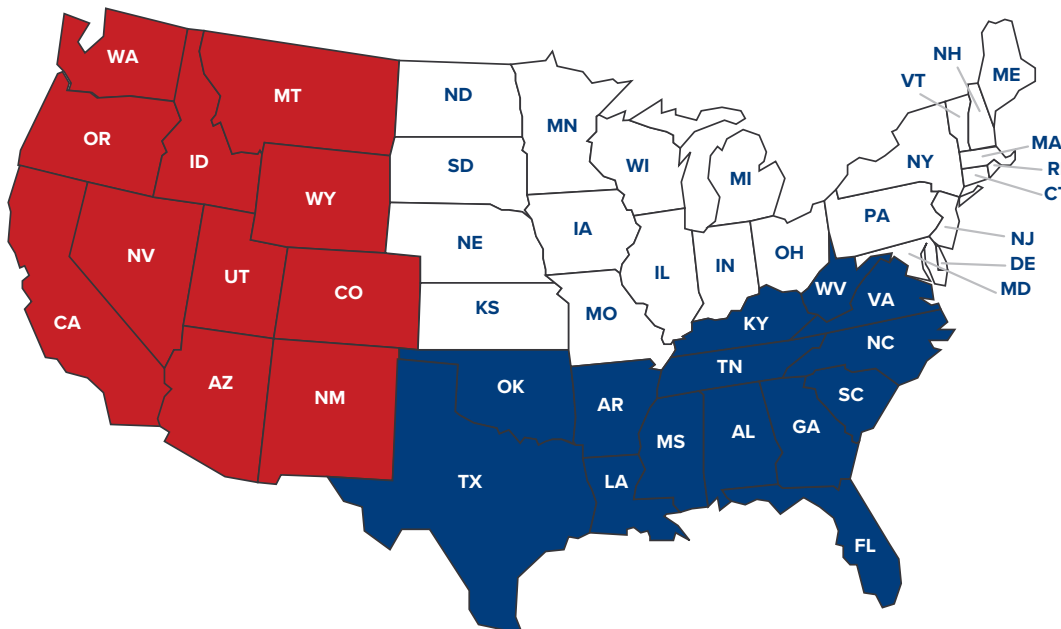
888-482-6837 / CarverCovers@covercraft.com

Available through your marine distributor. For help at any time, Monday thru Friday, 8:00 a.m. - 5:00 p.m. (EST), call our special order specialist at 1-888-482-6837. Ask for Denise or email her at DPrice@covercraft.com.

2024 DEALER DROP-SHIP PROGRAM



UNITED STATES



FEDEX PROGRAM	MOTOR FREIGHT PROGRAM
<p>To Commercial Dealer Addresses ONLY</p> <p>ALL BOAT COVERS FLAT RATE GROUND SHIPMENT \$26.00 EACH</p> <p>KNOCK-DOWN BIMINI TOPS FLAT RATE GROUND SHIPMENT \$45.00 EACH</p> <p>NEW 1.25" SQUARE TUBE KNOCK-DOWN BIMINI TOPS FLAT RATE GROUND SHIPMENT \$180.00 EACH</p> <p>Pricing subject to change with 30 day notice.</p>	<p>To Commercial Dealer Addresses ONLY</p> <p>FULLY-ASSEMBLED BIMINI TOPS RECEIVE UP TO 5 UNITS SHIPPED FOR ONE LOW PRICE</p> <p>BLUE STATES \$165.00 WHITE STATES \$210.00 RED STATES \$240.00</p> <p>Pricing subject to change with 30 day notice.</p>

Not in Stock? Not a Problem. Over 40,000 SKU's to choose from!

For shipments to AK and HI - Please call for quotes.

Contact Carver Customer Service for Current Lead Times

888-482-6837 / CarverCovers@covercraft.com

Available through your marine distributor. For help at any time, Monday thru Friday, 8:00 a.m. - 5:00 p.m. (EST), call our special order specialist at 1-888-482-6837. Ask for Denise or email her at DPrice@covercraft.com.

We Help Dealers Sell More Products!

LOG IN NOW! Find part numbers and pricing in 3 easy steps! Visit our new Dealer Portal at www.CarverCovers.com. These Point-of-Purchase displays, plus more, are available upon request at no charge!



BOAT COVER DISPLAY

Lightweight foam boat model with cover. Complete with hem tabs, Carver logo and fabric swatch-pack. Made from your choice of fabric and color. Choose from Poly-Flex II, Camouflage, Sun-DURA® or Premium 100% Solution-Dyed Marine Acrylic (Sunbrella®/Outdura®).

Order No. BCMINI



ROUND TUBE BIMINI TOP DISPLAY

Miniature Round Tube Bimini Top constructed of 100% actual production fabric. Made from your choice of fabric and color. Choose from Camouflage, Sun-DURA® or Premium 100% Solution-Dyed Marine Acrylic (Sunbrella®/Outdura®). Complete with Carver logo and fabric swatch-pack.

Order No. BTMINI



SQUARE TUBE BIMINI TOP DISPLAY

Miniature Square Tube Bimini Top constructed of 100% actual production fabric. Made from your choice of fabric and color. Choose from Sun-DURA® or Premium 100% Solution-Dyed Marine Acrylic (Sunbrella®/Outdura®). Complete with Carver logo and fabric swatch-pack.

Order No. BTMINISQ



CARVER LAMA DISPLAY

A great marketing tool to showcase Carver protective covers and accessories, giving our customers all the information they need to shop our product. LAMa floor displays go from flat to full impact in seconds. Simply take the LAMa stand out of its box, unfold it and it pops into place all on its own. Ships flat and compact. *Display subject to change.*

Order No. LAMA



FABRIC SWATCH BOOK

Includes samples of all our Boat Cover and Bimini Top fabrics including Poly-Flex II, Camouflage, Sun-DURA® and Premium 100% Solution-Dyed Marine Acrylic (Sunbrella®/Outdura®). Color may vary slightly due to dye lot variations.

Order No. SWATCHES

Protecting The Things That Move You®

Carver by Covercraft Industries, LLC • 212 N. Lyles Ave, Landrum, South Carolina, 29356

Phone: (888) 482-6837 • Fax: (864) 457-5821 • Email: CarverCovers@covercraft.com

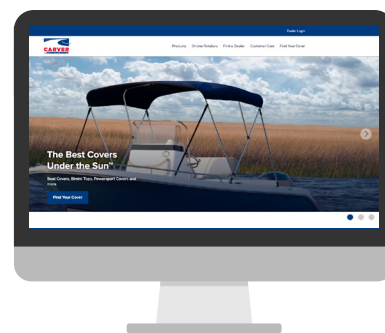
©2024 Carver by Covercraft Industries, LLC.

WHAT IS IT?

The Carver Dealer Portal is an online tool to make selling and ordering Carver products easy. It's also a place for part look up and general info.

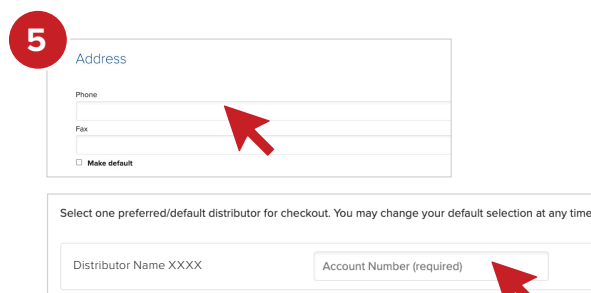
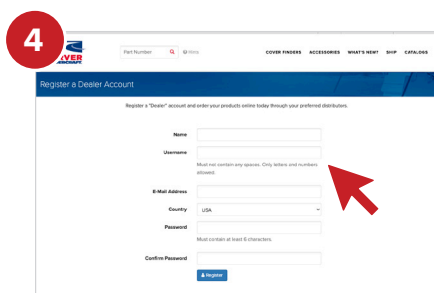
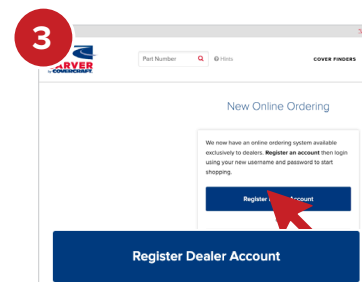
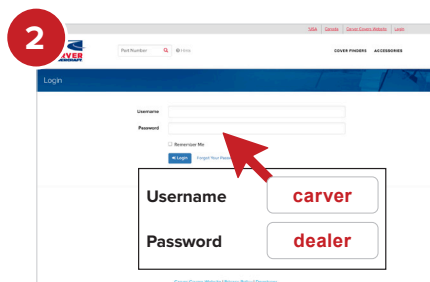
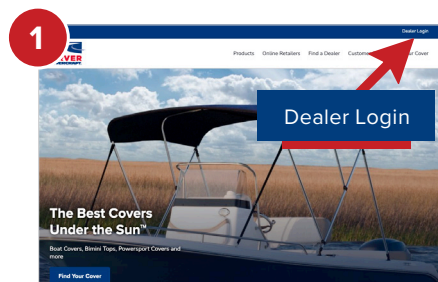
FEATURES:

- Search products by make and model using the Cover Finder
- Seamless ordering directly from distributors
- Instant pricing
- Flat-rate shipping
- Stay up to date with what's new
- View and download our catalog



HOW TO REGISTER?

1. Visit www.CarverCovers.com click **Dealer Login** in the upper right corner.
2. Enter “**carver**” as username and “**dealer**” as password. This will let you login for the first time to access the registration setup.
3. Click **Register Dealer Account**
4. Fill out all fields including a unique username and password and hit **register**. You will receive an email from Carver asking you to validate your new account. Hit **validate**. You are now registered.
5. Before you can order you will need to complete your profile by entering your **Shipping Address** and selecting your **Preferred Distributor** (must enter account number). Now you are set to order!



WARRANTY

For warranty claims (after 30 days from purchase), the consumer should contact Carver by Covercraft Industries, LLC directly by calling (888) 482-6837 before returning product to receive a Return Merchandise Authorization Number (RMA#). Once the RMA is authorized, clearly write the RMA# on the outside of the box and send warranty claims to:

Carver by Covercraft Industries, LLC, 212 North Lyles Ave., Landrum, SC 29356

Please enclose a note describing the defect and be sure to include your full name, address and phone number.

For product warranty information, please visit: <https://www.carvercovers.com/about-carver/product-warranty-information/>



CARVER
by **COVERCRAFT**®

QUALITY BOAT COVERS
BIMINI TOPS & ACCESSORIES
EXCEPTIONAL SUPPORT
SERVICE YOU CAN COUNT ON

PROTECTING THE THINGS THAT MOVE YOU®



@CarverCovers



@CarverIndustries



Carver Covers



Carver by
Covercraft Industries, LLC

Carver by Covercraft Industries, LLC

212 N. Lyles Ave, Landrum, South Carolina, 29356

Phone: (888) 482-6837 • Fax: (864) 457-5821 • Email: CarverCovers@covercraft.com

www.CarverCovers.com • ©2024 Carver by Covercraft Industries, LLC.

08/22/24